

Pineapple quilt

layout design by Jackie Padesky (@jackiepadeskyquilts)
block inspiration from @simplelovequilts via @dearstella's tutorial

For reference, here's the cutting for one block:

Yellow – cut 20 - 2½" squares

Green – cut 8 - 2½" squares

White – cut 10 - 2½" squares

Pineapple block assembled is 8½" x 14 ½"

Pineapple block finished is 8" x 14"

Yardage Requirements for Full Sized Quilt:


Assorted Yellows – 1 ¾ yards

Assorted Greens – 2/3 yard

Background/White – 3 1/3 yards

Backing – 3 7/8 yards (assumes 3" overage for quilting)

Binding – 5/8 yard (8 strips – 2.5" x WOF)



Quilt Cutting for 18 pineapples:

Yellow – cut 24 strips - 2.5" x WOF (make 6 strip sets of 4, sub cut into 2.5" strips)

Green – cut 9 strips – 2.5" x WOF (sub cut 144 – 2.5" squares)

White – cut 12 strips – 2.5" x WOF (sub cut 180 - 2.5" squares)

- cut 1 strip – 8.5" x WOF (sub cut 9 – 4.5 x 8.5 rectangles)

- cut 1 strip – 8.5" x WOF (sub cut 6 – 6.5 x 8.5 rectangles)

- cut 1 strip – 8.5" x WOF (sub cut 2 – 8.5 x 8.5 squares)

- cut 7 strips – 3.5" x WOF (piece together for border/strips)

- cut 7 strips – 5.5" x WOF (piece together for border/strips)


Assembly:

1. sew yellow strip sets together (6 sets of 4)
2. cut strip sets into 2.5" strips
3. pull out 36 of the sets from step 2 to add neutral/white corners to, sew on corners
4. piece pineapples together
5. build your columns of pineapples by adding neutral/white rectangles and squares between pineapple blocks
6. piece together your 7 – 3.5" strips to put between columns of pineapple blocks. (at this point your top should be roughly 53" x 69" without borders)
7. piece together your 7 – 5.5" strips for your outer border. Add the vertical side borders and then the top and bottom horizontal borders.
8. Your finished quilt top should be roughly 62" x 78" .


Revised: 8/21/15

5.5 x 62 ish


5.5
x
68.5




4.5 x 8.5



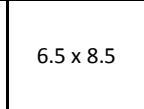
4.5 x 8.5



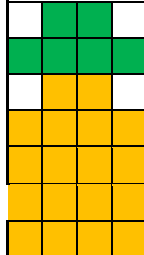
4.5 x 8.5



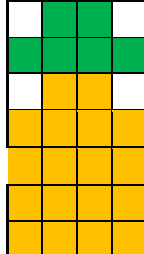
3.5 x
68.5



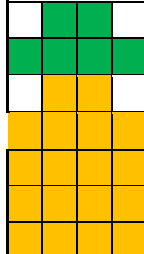
6.5 x 8.5



6.5 x 8.5

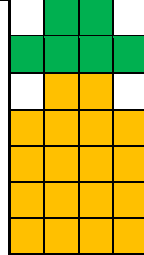


6.5 x 8.5

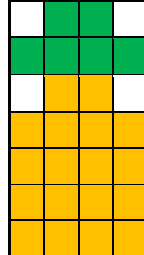


8.5 x 8.5

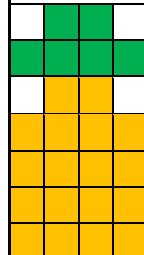
3.5 x
68.5



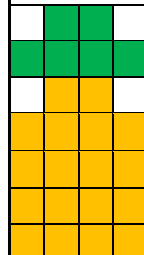
4.5 x 8.5



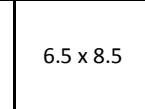
4.5 x 8.5




4.5 x 8.5



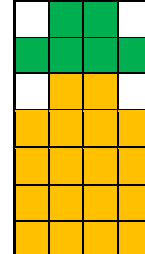
3.5 x
68.5



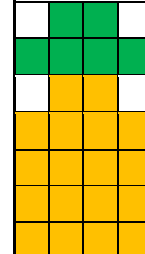
6.5 x 8.5



6.5 x 8.5




6.5 x 8.5

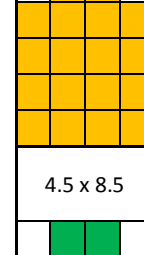


8.5 x 8.5

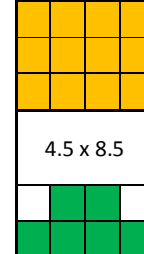
3.5 x
68.5



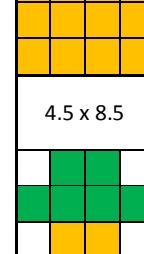
6.5 x 8.5



6.5 x 8.5

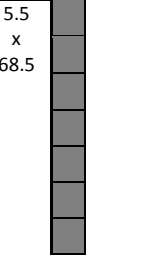


6.5 x 8.5

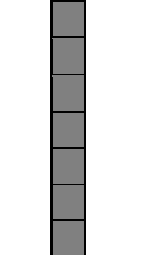


8.5 x 8.5

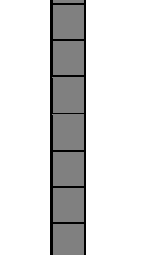
5.5
x
68.5



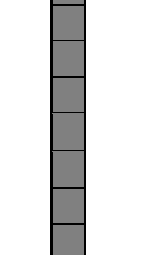
4.5 x 8.5



4.5 x 8.5



4.5 x 8.5



5.5 x 62 ish

