


Little Ruby Quilt Along

Part Three: Quilt Assembly


Use 1/4" seams and press as arrows indicate throughout.

Piecing Instructions:

Assemble the quilt rows using the Fabric D triangles, the Fabric C half hexagons and the Star Blocks. Match Top Star Blocks and Bottom Star Blocks as you assemble each row.




Assemble the Quilt Center.



Little Ruby Quilt Along

Trim sides of the Quilt Center $\frac{1}{4}$ " outside the center seams of the end blocks.

Quilt Center should measure $65 \frac{1}{2}$ " x $72 \frac{1}{2}$ ".



Piece the Fabric E strips end to end for binding.

Quilt and bind as desired.



1-866-826-2069

www.FatQuarterShop.com

www.FatQuarterShop.Blogspot.com

www.ThimbleBlossoms.com

**thimble
blossoms**
by Kristin Wallden

Copyright 2016 Fat Quarter Shop, LLC. All rights reserved. Duplication of any kind is prohibited.

This pattern may be used for personal purposes only and may not be reproduced without the express written permission from the Fat Quarter Shop. This pattern may not be used for commercial purposes.