


I Love to Make Quilts.com

A site for Passionate Quilters

Hosted by Pat Sloan



The Solstice 5 block x 5 block Quilt Setting 77" square

Website PatSloan.com - Articles & Tutorials blog.PatSloan.com
Sew Along Website - IlovetomakeQuilts.com
Online Community [Facebook.com/PatSloanQuiltFun](https://www.facebook.com/PatSloanQuiltFun)

Pat Sloan the voice of quilting™
www.patsloan.com


Supply List

- Sashing - 1 2/3 yard -
- Squares - 1/3 yard -
- Border - 2 1/2 yd
- Quilt BACKING SIZE for 87" square - 7 yards

Directions

- 1) Cut 60 strips 2" x 12.5"
- 2) Cut 36 squares 2" x 2"
- 3) Cut 2 borders 4.5" x 69.5"
- 4) Cut 2 borders 4.5" x 77.5"
- 5) QUILT Size 77" square
- 6) Quilt BACKING SIZE for 87" square - 7 yards

Make 6 of these units



Make 5 of these units



Following the diagram on page 3

Sew the quilt in rows.

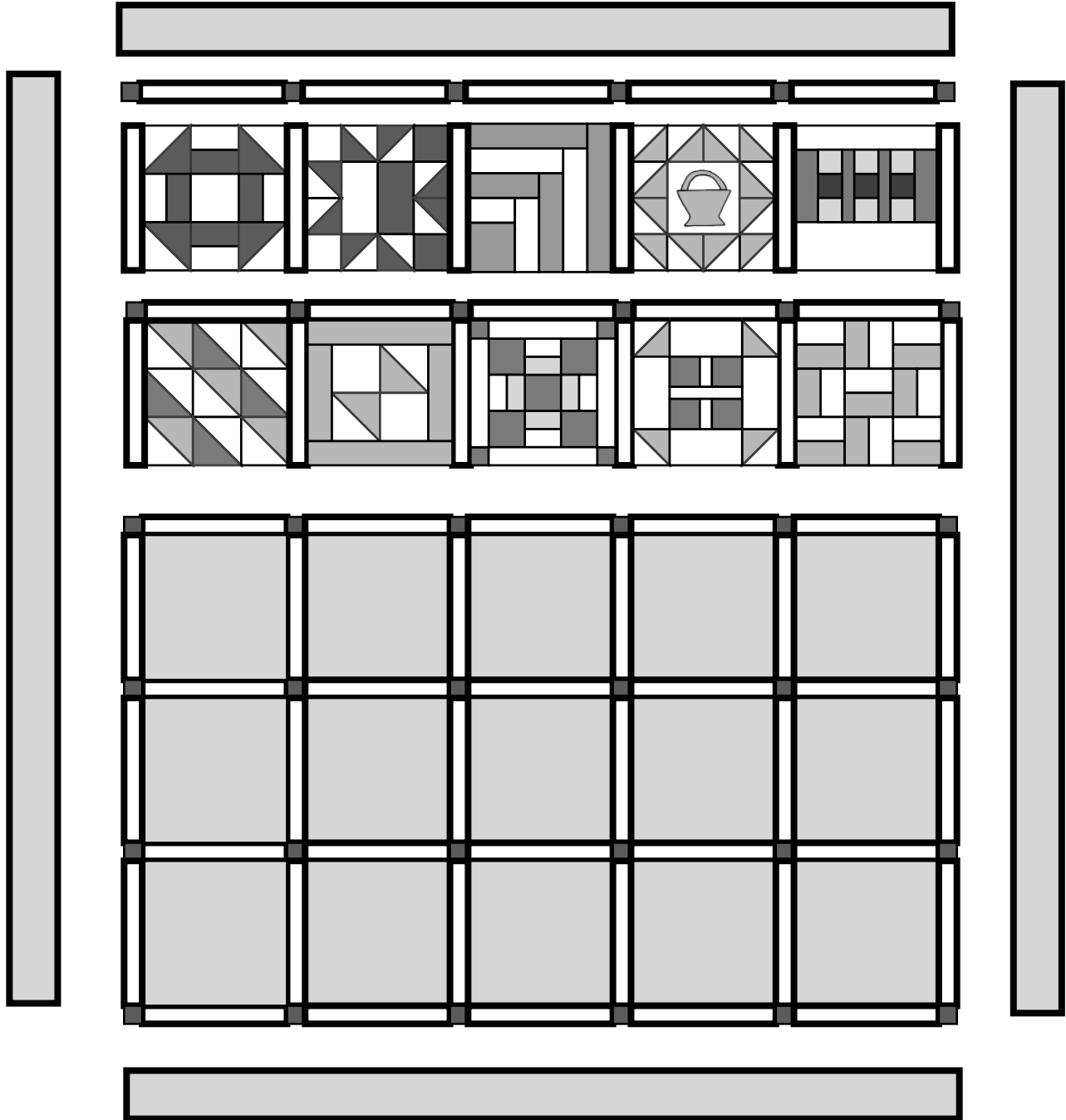
Sew the shorter borders to top and bottom

Sew the long borders to the side

I Love to Make Quilts.com

A site for Passionate Quilters

Hosted by Pat Sloan



Pat Sloan the voice of quilting™
www.patsloan.com

Website PatSloan.com - Articles & Tutorials blog.PatSloan.com
Online Community Facebook.com/PatSloanQuiltFun

(Page - 3)