

Block 14/25

Honey Bee

One Hundred Eighty-Two Day Solstice Challenge
Hosted by Pat Sloan At Ilovetomakequilts.com

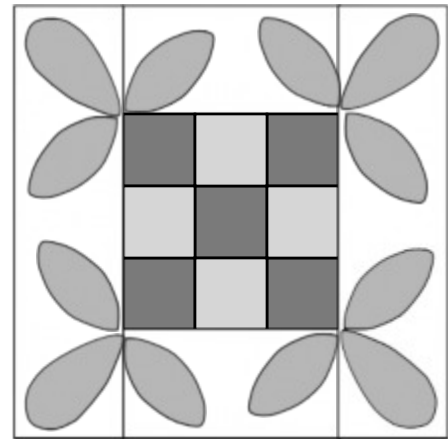
My Mother-in-law and I share a love of quilting. One block that always makes me think of her is the Honey Bee. She is a beautiful artist and seamstress, but had not taken up quilting but wanted to. Her mother & MIL quilted and she always wanted to learn.

It turns out I took quilting lessons before her. When I started to show her my quilts she said 'when I retire I'll take lessons'.. Well I was having none of that! I worked full time and long hours and I took lessons.. So that convinced her to sign up at her local quilt shop to learn.

Her beginning sampler had a Honey Bee block and I thought it was the prettiest block ever! Madge, here is your block, may you make many more quilts.. Love you!

The Solstice challenge spans 182 days between the winter and summer Solstice this year. We'll be making a quilt with 25 blocks... and Somewhere along this journey I'll give you a setting.

Enter your email to get the notice of each new block, and join my online group to can share with everyone!



SQUARE Block to 12.5" x 12.5"
Finished in the quilt is Size 12"

Cutting & Sewing

Light Fabric

- Cut 2 strips 3.5" x 12.5"
- Cut 2 strips 3.5" x 6.5"

Medium Fabric

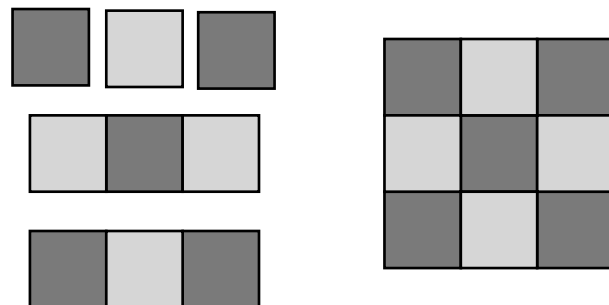
- Cut 4 squares 2.5" x 2.5"
- Cut 4 large tear drops
- Cut 8 petals

Dark Fabric

- Cut 5 squares 2.5" x 2.5"

Directions

- 1) Sew the 2.5" Med & dark squares
Make 1 unit - measures 6.5" x 6.5"



Pat Sloan the voice of quilting™
www.patsloan.com

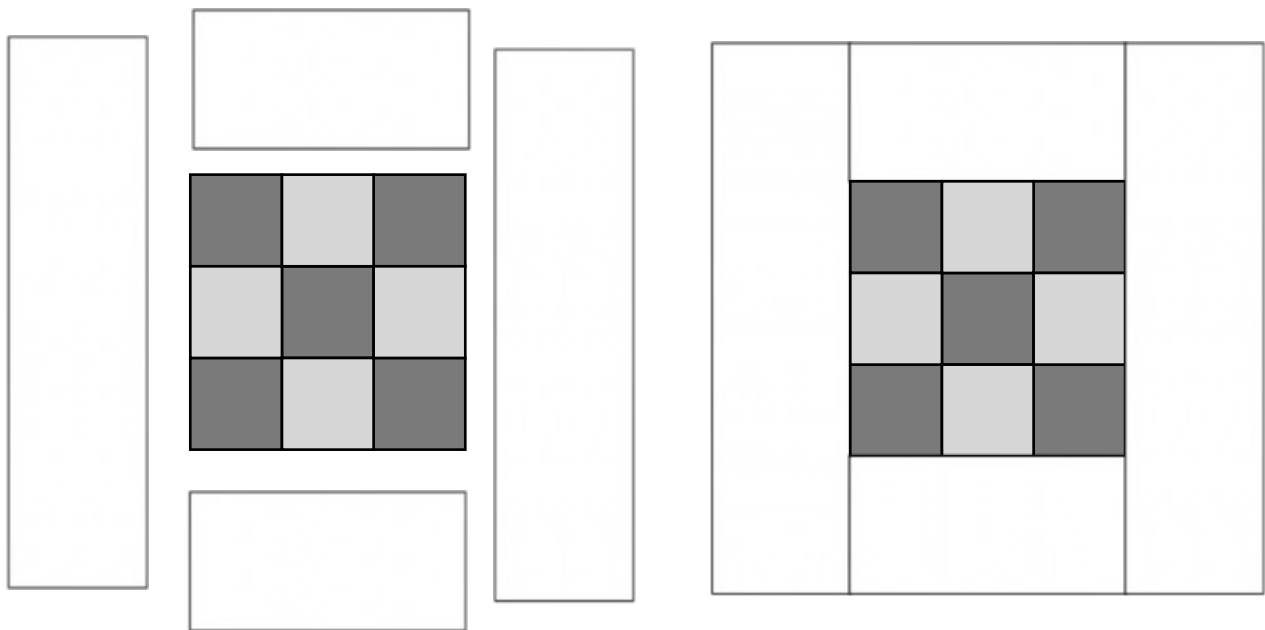
I Love to Make Quilts.com

A site for Passionate Quilters
Hosted by Pat Sloan

Website PatSloan.com - Articles & Tutorials blog.PatSloan.com
Online Community [Facebook.com/PatSloanQuiltFun](https://www.facebook.com/PatSloanQuiltFun)

Directions

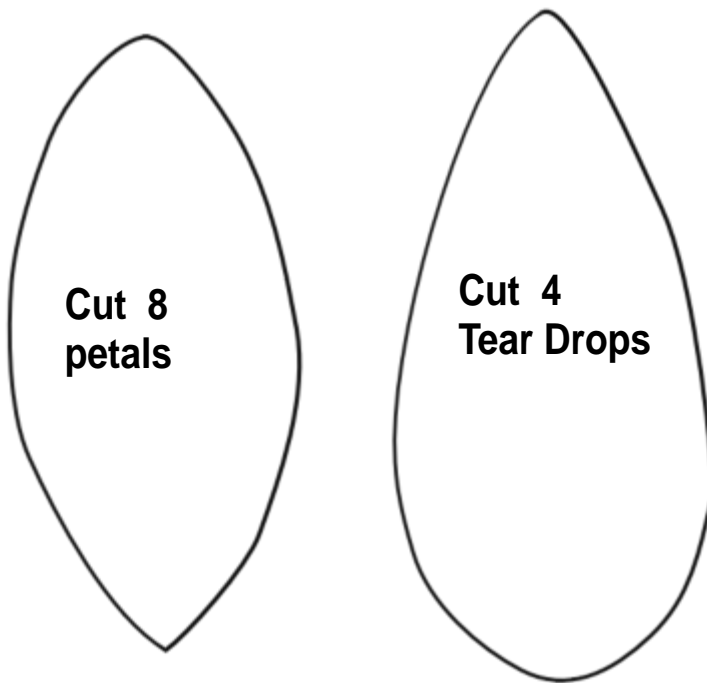
- 2) Following the diagram Sew the short strips to the top & bottom of the 9-patch block
Sew the long strips to the sides.
Make 1 Measures 12.5" x 12.5"



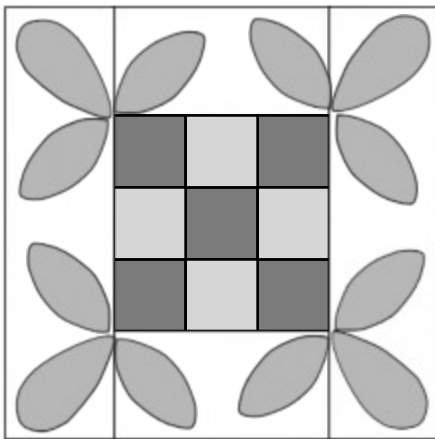
I Love to Make Quilts.com

A site for Passionate Quilters

Hosted by Pat Sloan



- 3) Following the diagram Applique the tear drops with petals on either side
Make 1
Unit is 12.5" x 12.5"



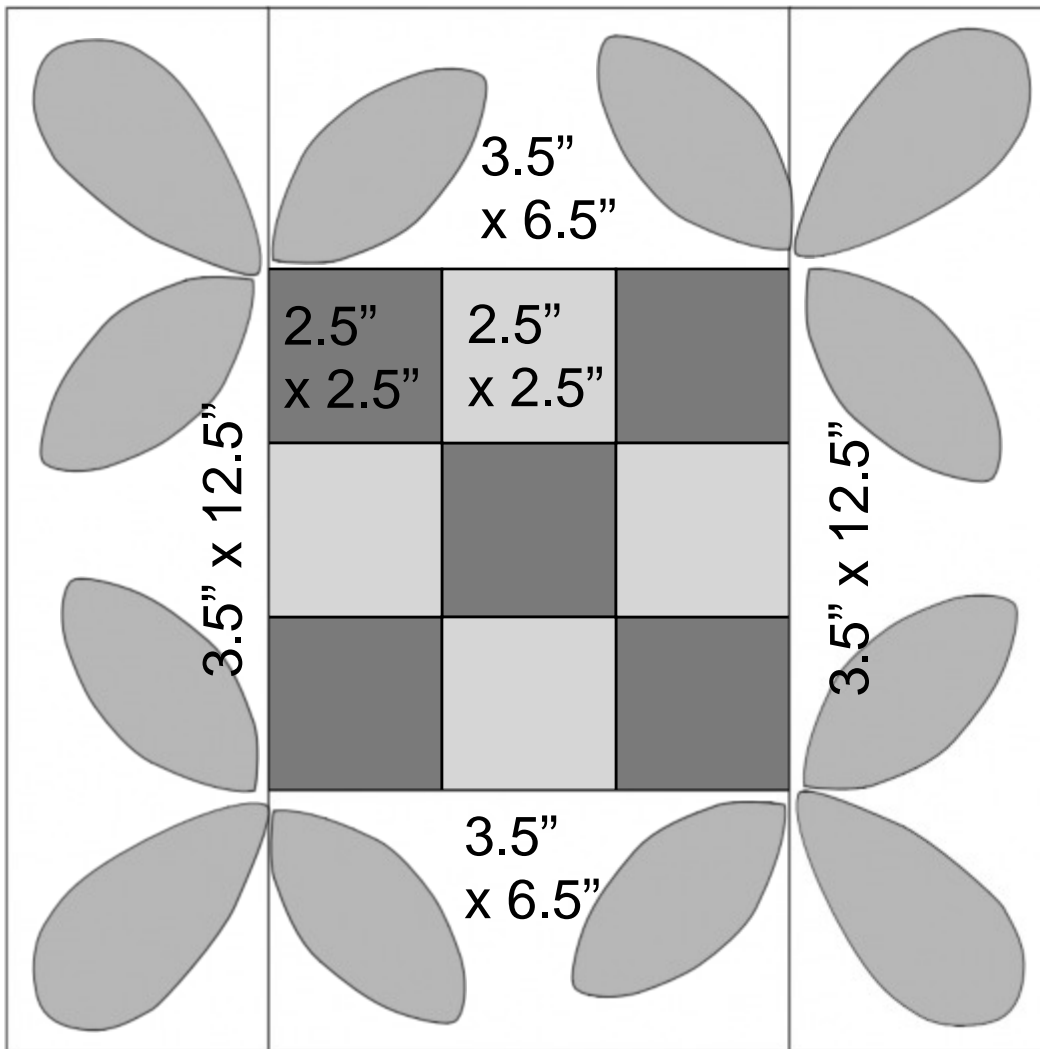
**See my teaching Books
Applique, all kinds of Triangles
And Machine Quilting.**

**All my books have Step by Step
photos of how to do the techniques**

Pat Sloan the voice of quilting™
www.patsloan.com

Website PatSloan.com - Articles & Tutorials blog.PatSloan.com
Online Community Facebook.com/PatSloanQuiltFun

Cutting Sizes




Square the Block to 12.5" x 12.5"

IN the Quilt it is finished size 12" x 12"

I Love to Make Quilts.com

A site for Passionate Quilters

Hosted by Pat Sloan



60" x 72" with 30 blocks

Add a border for a bed size!

Pat Sloan the voice of quilting™
www.patsloan.com

Website PatSloan.com - Articles & Tutorials blog.PatSloan.com
Online Community Facebook.com/PatSloanQuiltFun

(Page - 5)