

Merry & Bright

Block 2/17 – Hang a Wreath

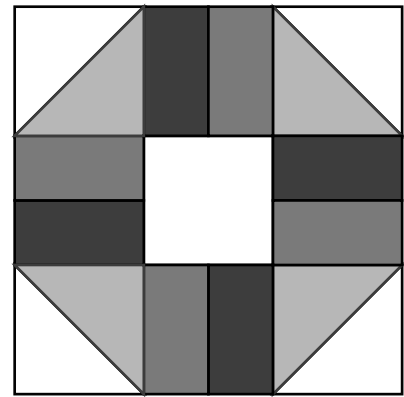
Hosted by Pat Sloan At lovetomakequilts.com

A few years ago my mother-in-law Madge asked what I wanted for my birthday, which is in November. I told her I'd love a big Christmas wreath for my door. Being a 'go big or go home' kind of gal, the large wreath is so fun to decorate. I've also been looking at wreaths made with vintage Christmas bulbs, they are so gorgeous!

A fresh evergreen wreath is also amazing because it brings that gorgeous smell of pine to the holiday.

Do you hang a wreath? What does it look like?

Enter your email for my notice of each new block release & join my online group to share with everyone!



Block is 9.5" x 9.5"

Finished in the quilt is Size 9"

Cutting & Sewing

Very light fabrics

- Cut 2 squares 4" x 4"
- Cut 1 square 3.5" x 3.5"

Medium Fabric 1

- Cut 2 squares 4" x 4"
- Draw a diagonal on the back of each square

Medium Fabric 2

- Cut 1 strip 2" x 16"

Dark Fabric

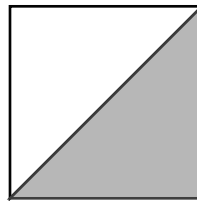
- Cut 1 strip 2" x 16"

Directions

1) Using the 4" very light and 4" medium fabric #1 squares make HSTs using method on my separate HST PDF or use one of the other methods from my Triangle book

trim to 3.5" square

Make 4 units



See my Book

"Pat Sloan's Teach Me to Sew Triangles"
For Step by Step photos and methods to
make more at one time

Pat Sloan the voice of quilting™
www.patsloan.com

Website PatSloan.com - Articles & Tutorials blog.PatSloan.com
Online Community [Facebook.com/PatSloanQuiltFun](https://www.facebook.com/PatSloanQuiltFun)

I Love to Make Quilts.com

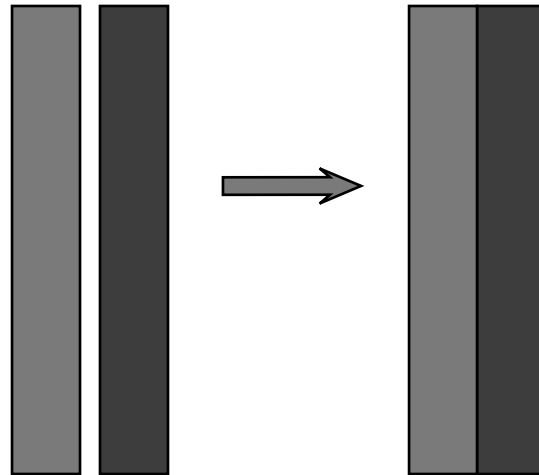
A site for Passionate Quilters
Hosted by Pat Sloan

Directions

2) Following the diagram Sew the 2" x 16" medium 2 and dark strips together

Make 1

Measures 3.5" x 16"



3) Following the diagram cut the strip into 3.5" x 3.5" squares

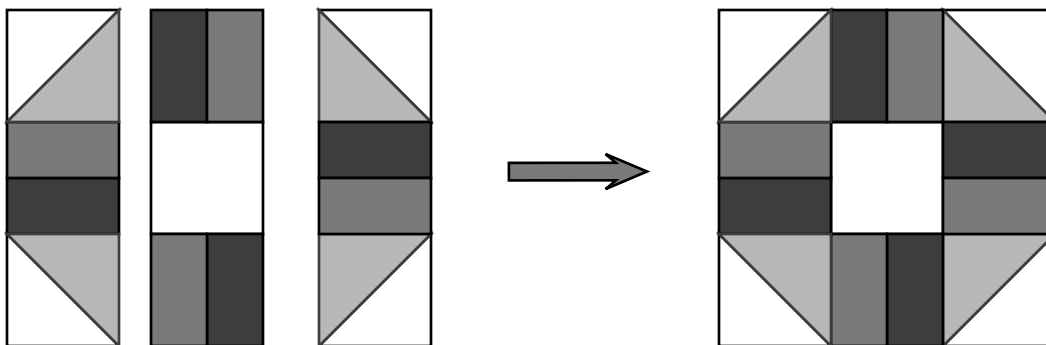
Make 4

Measures 3.5" x 3.5"



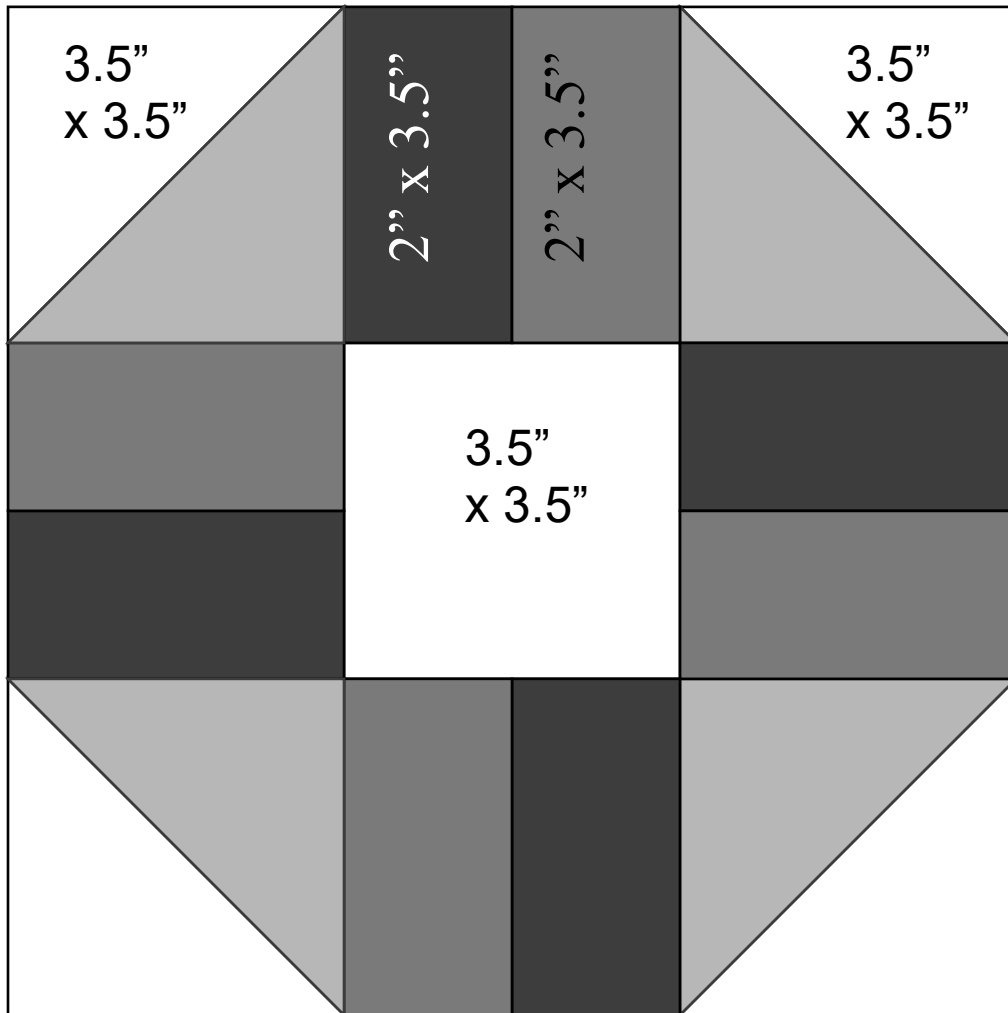
4) Following the diagram, assemble the block

Measures 9.5" x 9.5"



Unfinished / CUTTING Sizes

See directions for more details



Block is 9.5" x 9.5"

IN the Quilt it is finished size 9" x 9"

I Love to Make Quilts.com

A site for Passionate Quilters

Hosted by Pat Sloan

*Merry & Bright
BONUS Layout*

Table Runner

12" x 33"

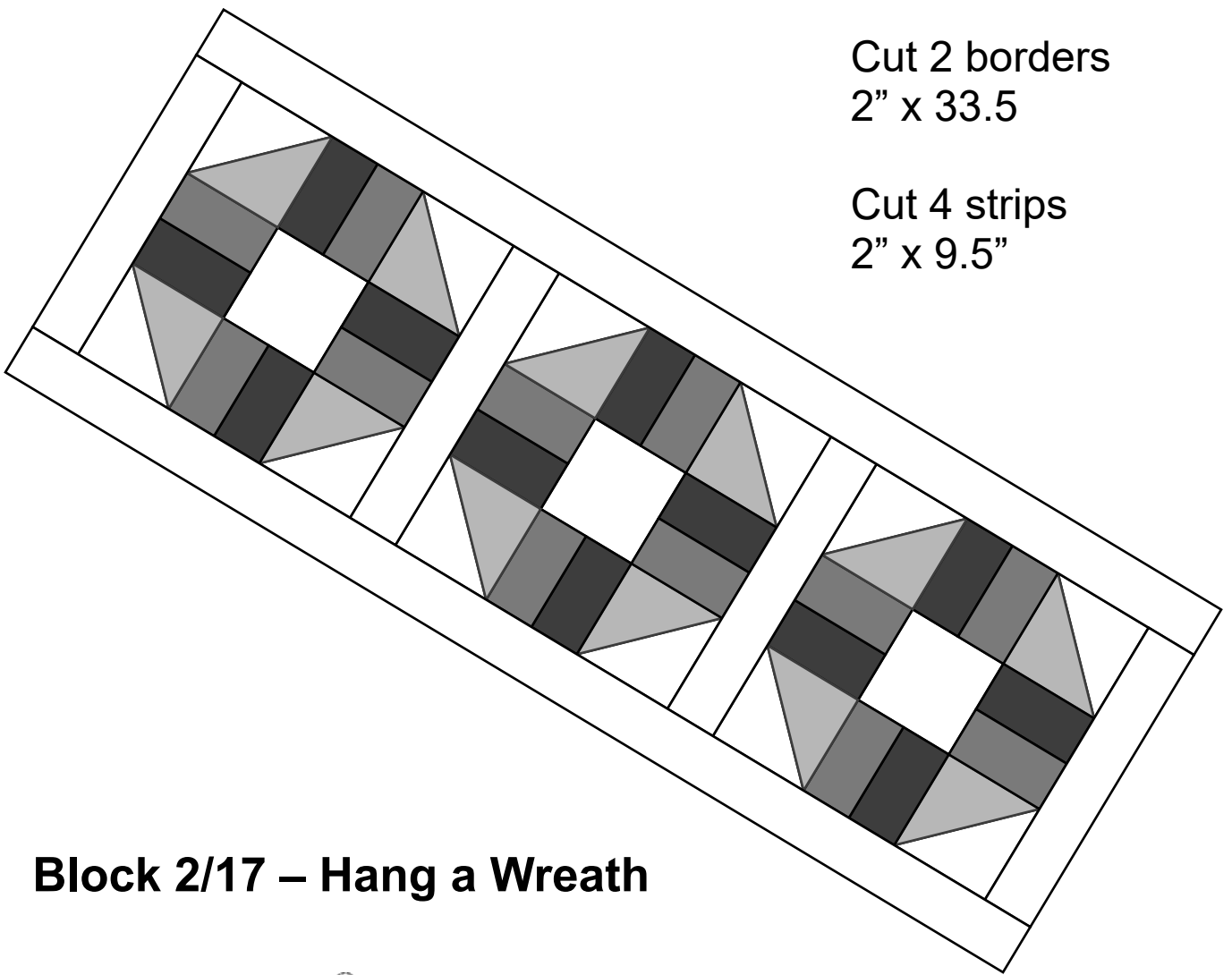
3 Blocks

Cut 2 borders

2" x 33.5"

Cut 4 strips

2" x 9.5"



Block 2/17 – Hang a Wreath

Pat Sloan the voice of quilting™
www.patsloan.com

Website PatSloan.com - Articles & Tutorials blog.PatSloan.com
Online Community [Facebook.com/PatSloanQuiltFun](https://www.facebook.com/PatSloanQuiltFun)

(Page -4)