

Merry & Bright

Block 3/17 – Decorating Traditions

Hosted by Pat Sloan At Ilovetomakequilts.com

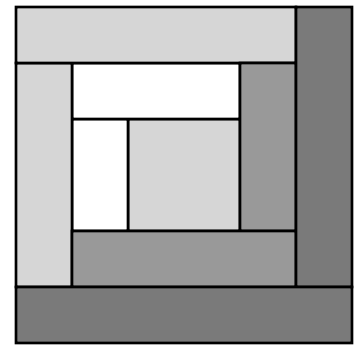
How do traditions start? Someone does something once, then continues to do it and passes along that tradition to others.

I love all the decorating traditions of Christmas, even if I decorate just for myself, I still follow those traditions. Several of the blocks will go into specific ones, but let me share the strongest tradition my family has carried on.

We decorate the day after Thanksgiving, even if it's just to put out one favorite bowl or to drag the tree out and put it in the living room.

What is one of your strongest holiday traditions?

Enter your email for my notice of each new block release & join my online group to share with everyone!



Block is 9.5" x 9.5"
Finished Size 9" x 9"

Cutting & Sewing

Center fabrics

- Cut 1 square 3.5" x 3.5"

Light Fabric

- Cut 1 strip 2" x 3.5"
- Cut 1 strip 2" x 5"

Medium 1 Fabric

- Cut 1 strip 2" x 5"
- Cut 1 strip 2" x 6.5"

Medium 2 Fabric

- Cut 1 strip 2" x 6.5"
- Cut 1 strip 2" x 8"

Dark Fabric

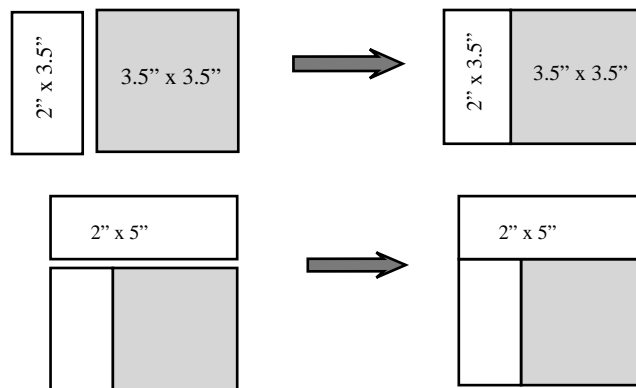
- Cut 1 strip 2" x 8"
- Cut 1 strip 2" x 9.5"

A log cabin block is a well love block with loads of possibilities.

TIP - take the time to check your 1/4" seam allowance AND measure each section with the size I've given you

Directions

- 1) Follow the diagram and sew the center and the light fabric strips
Measures 5" x 5"



Pat Sloan the voice of quilting™
www.patsloan.com

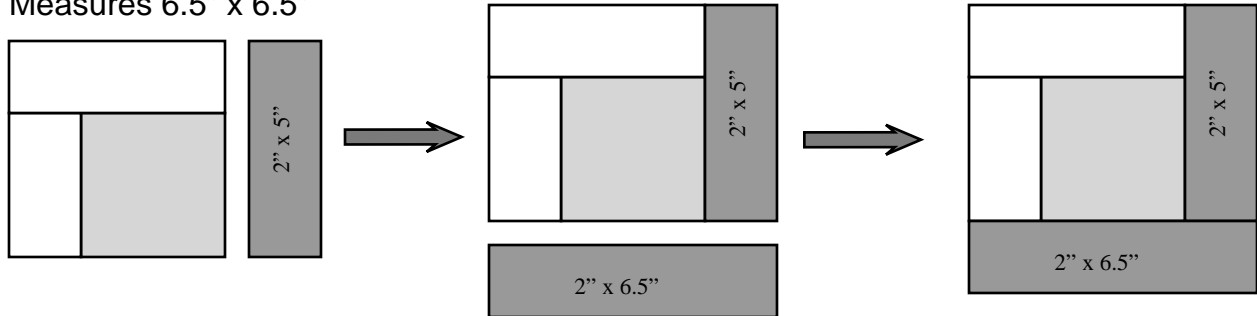
I Love to Make Quilts.com

Website PatSloan.com - Articles & Tutorials blog.PatSloan.com
Online Community [Facebook.com/PatSloanQuiltFun](https://www.facebook.com/PatSloanQuiltFun)

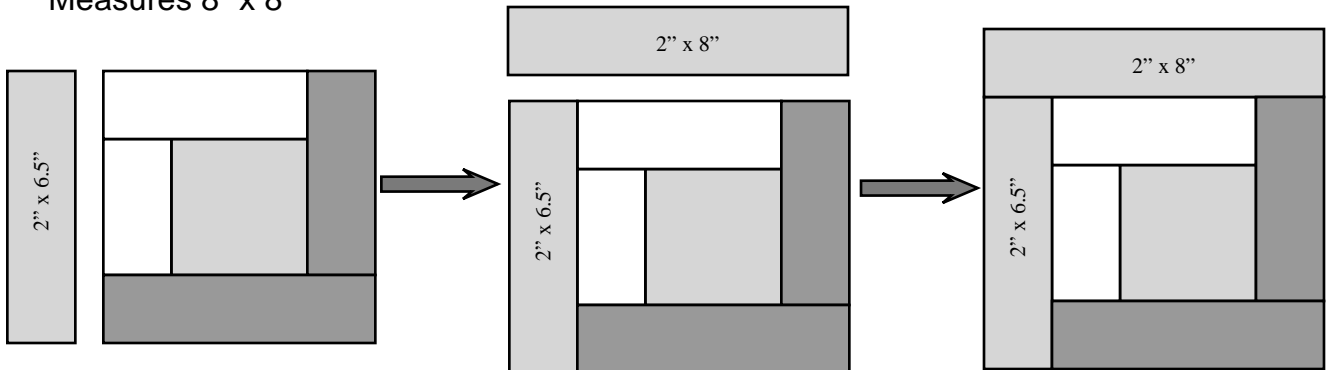
A site for Passionate Quilters
Hosted by Pat Sloan

Directions

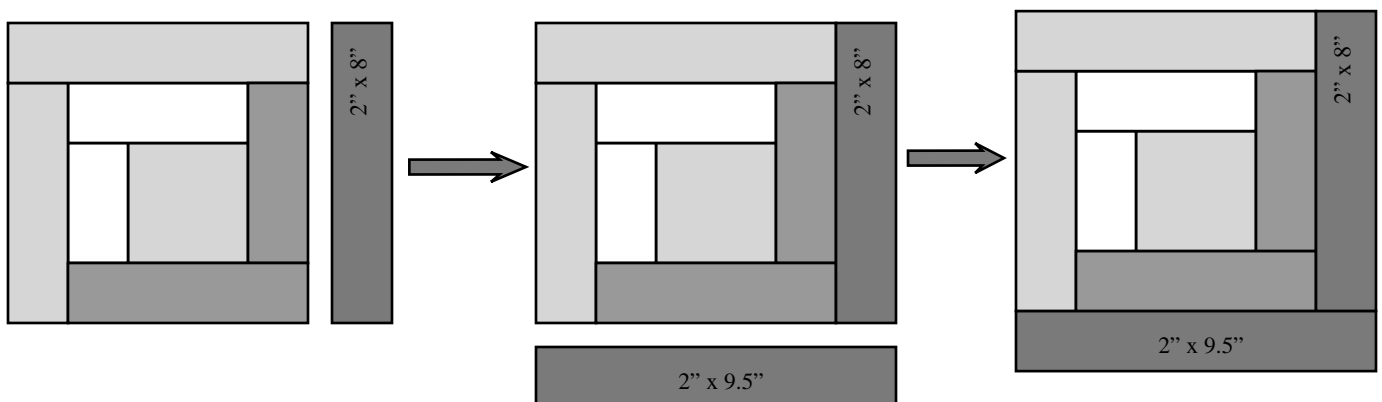
2) Following the diagram sew the Medium 1 Fabric strips
Measures 6.5" x 6.5"



3) Following the diagram sew the Medium 2 Fabric strips
Measures 8" x 8"

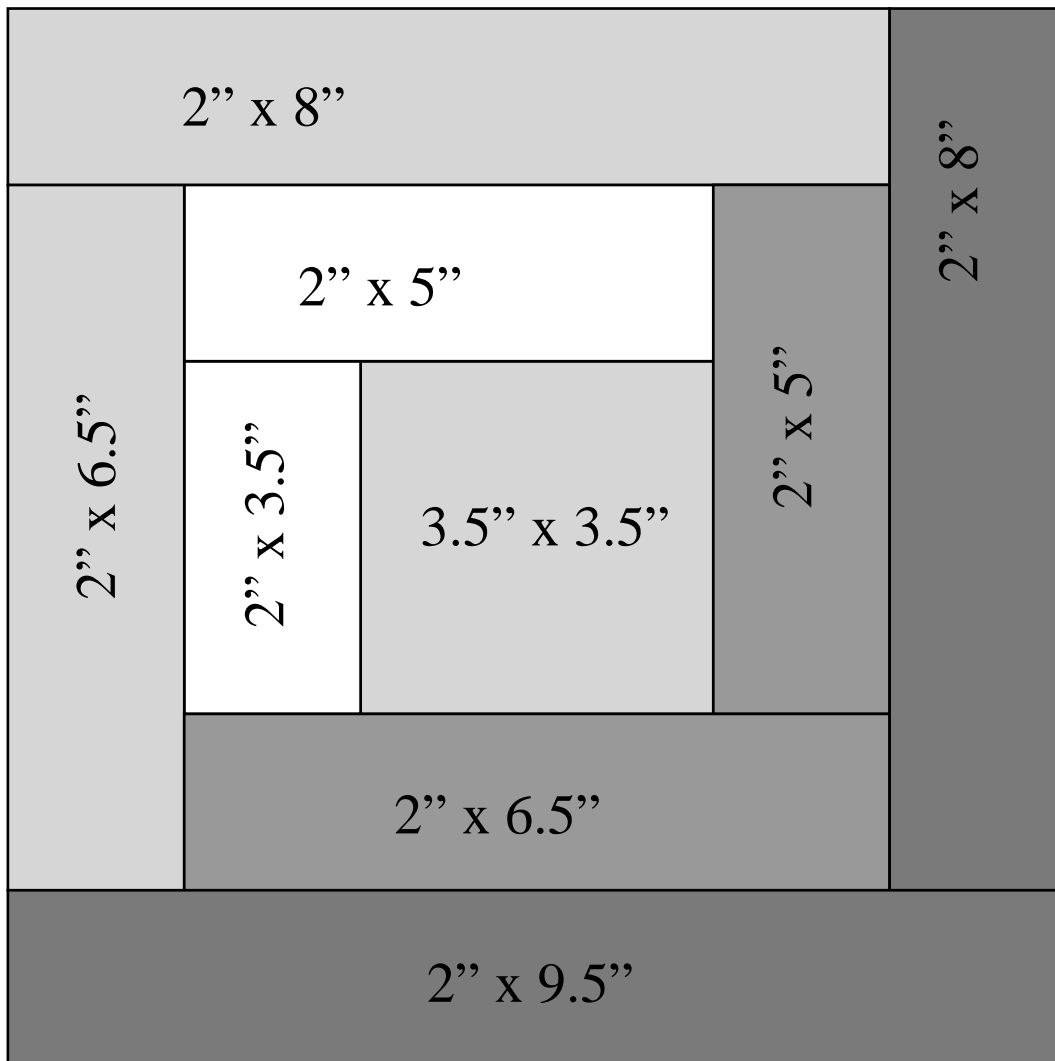


4) Following the diagram, sew the Dark Fabric Strips
Measures 9.5" x 9.5"



Unfinished / CUTTING Sizes

See directions for more details




Block is 9.5" x 9.5"

IN the Quilt it is finished size 9" x 9"

I Love to Make Quilts.com

A site for Passionate Quilters

Hosted by Pat Sloan



*Merry
&
Bright*


*BONUS
Layout*

**Lap Quilt
54" x 72"**

48 Blocks

Pat Sloan the voice of quilting™
www.patsloan.com

Block 3/17 – Decorating Traditions



Bonus! A Design page to color for fabric placement **Block 3/17 – Decorating Traditions (Page - 5)**

Website PatSloan.com - Articles & Tutorials blog.PatSloan.com
Online Community [Facebook.com/PatSloanQuiltFun](https://www.facebook.com/PatSloanQuiltFun)

Pat Sloan the voice of quilting™
www.patsloan.com