



Pat Sloan the voice of quilting™

www.patsloan.com

8.5" x 16.5" banner

Fabric is Lemon Tree

Join the Button Lover's Club today!



Cutting & Sewing

Pink Roses Fabric

- Cut 8 squares 3.5" x 3.5"

Background Fabric

- Cut 4 rectangles 1.5" x 6.5"
- Cut 8 squares 2" x 2"
- Cut 16 squares 1.5" x 1.5"

Draw a diagonal line on each square to use Sew & flip method.
See my Teach Me To Sew Triangles book for additional photo of how to do this

Aqua Fabric

- Cut 8 squares 1.5" x 1.5"

Draw a diagonal line on each square to use Sew & flip method.
See my Teach Me To Sew Triangles book for additional photo of how to do this

Medium floral

- Cut 2 squares 2.5" x 2.5"

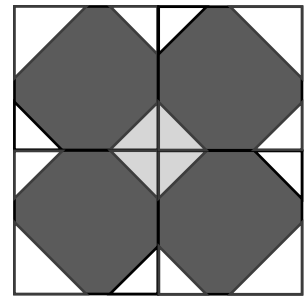
Small floral

- Cut 2 rectangles 1.5" x 8.5"
- Cut 2 squares 2.5" x 2.5"

I Love to Make Quilts.com

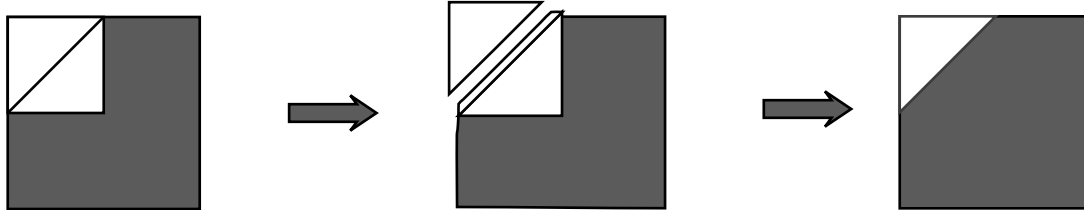
A site for Passionate Quilters
Hosted by Pat Sloan

Website PatSloan.com - Articles & Tutorials blog.PatSloan.com
Online Community Facebook.com/PatSloanQuiltFun

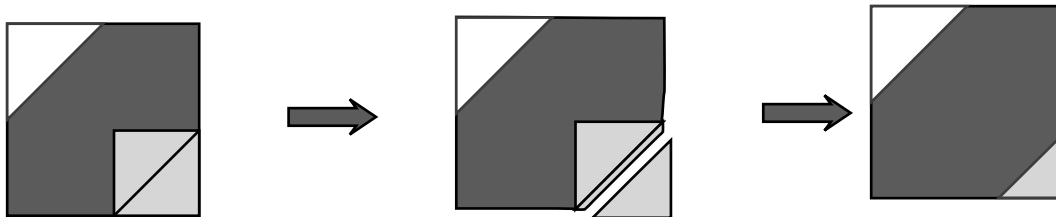


Sew the Flowers Petals

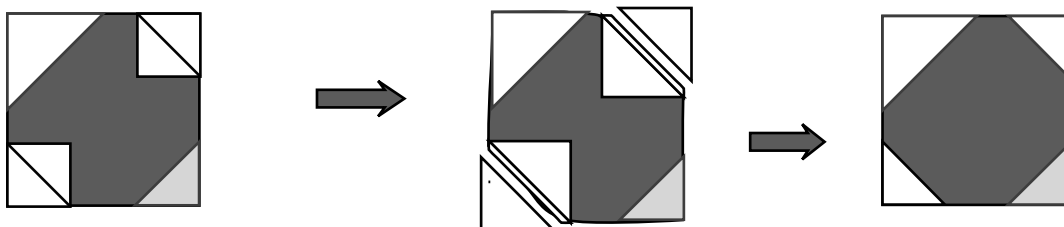
- 1) Following the diagram place the background 2" square on the top left corner of the 3.5" square pink rose fabric. Sew ON the line. Trim away behind. Press open. Make 8 - Measures 3.5" x 3.5"



- 2) Following the diagram sew 1.5" aqua square on the opposite corner. Sew ON the line. Trim away behind. Press open. Make 8 - Measures 3.5" x 3.5"

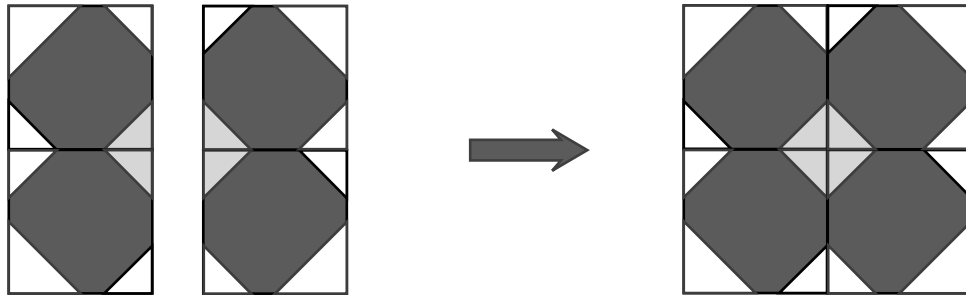


- 3) Following the diagram sew 1.5" background square on the two remaining corners. Sew ON the line. Trim away behind. Press open. Make 8 - Measures 3.5" x 3.5"

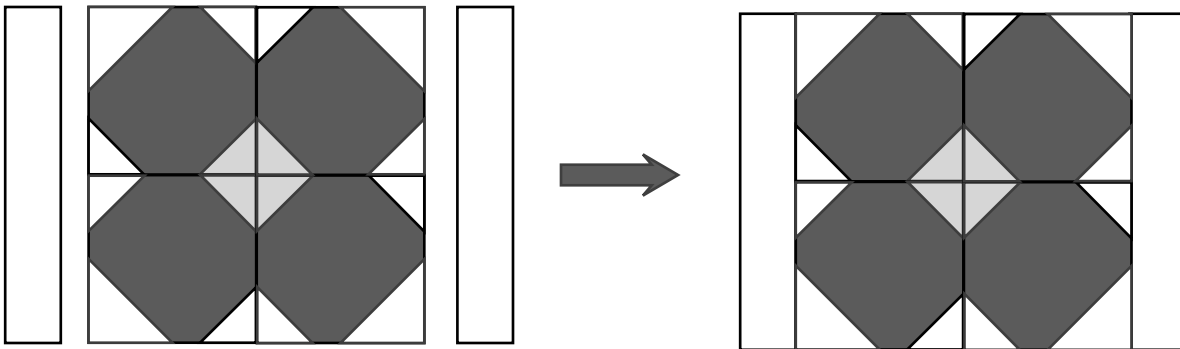


Assemble the Flower

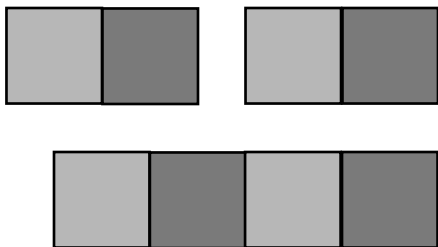
- 1) Following the diagram Sew 4 flower petals to each other
Make 2 - Measures 6.5" x 6.5"



- 2) Sew a 1.5" x 6.5" background strip to each side of the flower
Make 2 - Measures 6.5" x 8.5"



- 3) Following the diagram
Alternate the Medium and small floral squares
Make 1 - Measures 2.5" x 8.5"

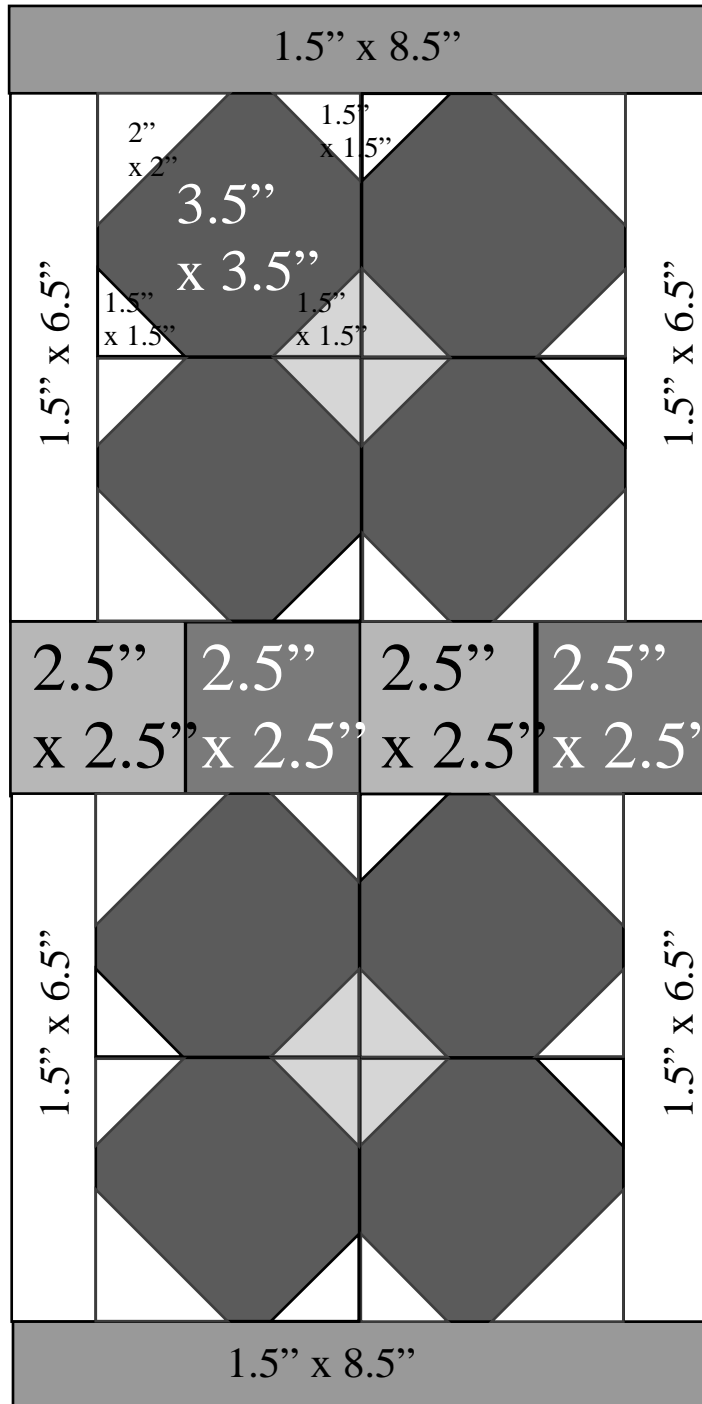


See my Teaching series of Books

"Pat Sloan's Teach Me to Sew Triangles"
"Pat Sloan's Teach Me to Applique"
"Pat Sloan's Teach Me to Machine Quilt"
"Pat Sloan's Teach me to make my First Quilt"
"The Splendid Sampler"

All have Step by Step photos so you
can learn at your own pace

Cutting Sizes Quilt is 8.5" x 16.5"



**Assemble
The
Banner**