

# *I Love to Make Quilts.com*

A site for Passionate Quilters

Hosted by Pat Sloan



**“Mon Premier” designed  
by Candace Wasman 40” x 48”**

Website [PatSloan.com](http://PatSloan.com) - Articles & Tutorials [blog.PatSloan.com](http://blog.PatSloan.com)  
Online Community [Facebook.com/PatSloanQuiltFun](https://www.facebook.com/PatSloanQuiltFun)

*Pat Sloan* the voice of quilting™  
[www.patsloan.com](http://www.patsloan.com)

# “Mon Premier”

Designed by Candace Wasman

Supplies from Candace: (This is a scrap buster)

72 assorted mini charms or cut your own 2 1/2 inch squares -

I used mostly pinks with some grays

17 assorted 4 1/2 inch squares - I used pink and grey prints on white

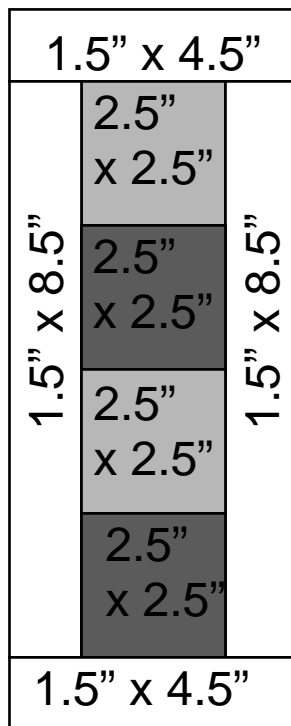
41 assorted 1 inch x 5 1/2 inch colored strips (for border) - I used pinks

2 yards background fabric - I used a light gray

2 1/2 yards backing fabric

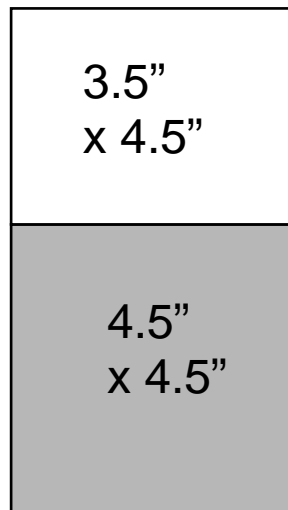
48 x 56 piece of batting

1/2 yard binding fabric

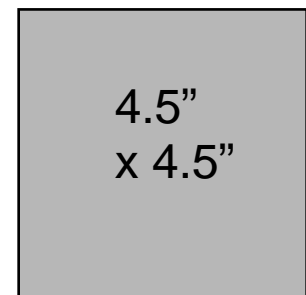


Make 18 units  
Measures 4.5" x 10.5"

## Cutting Sizes



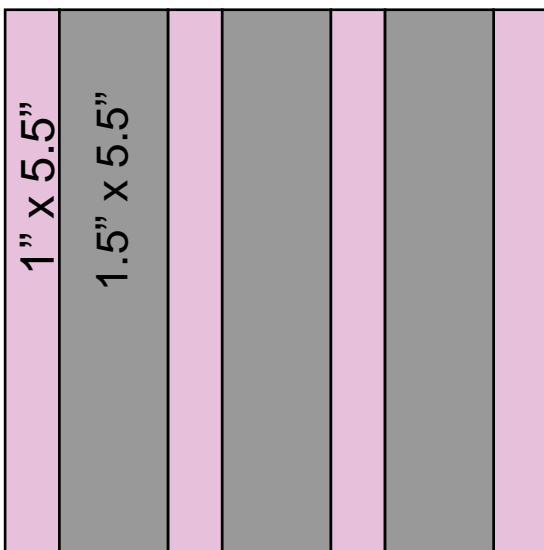
Make 6 units  
Measures 4.5" x 7.5"



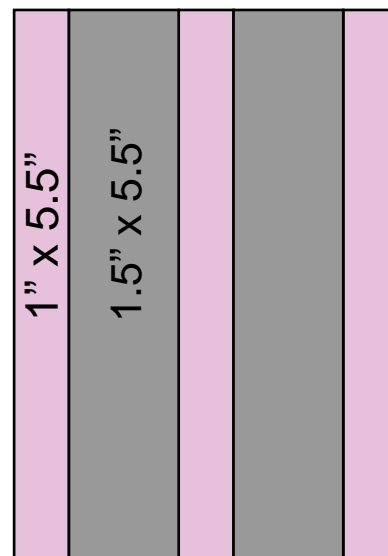
Cut 11 squares

“Mon Premier” designed  
by Candace Wasman 40” x 48”

## Cutting Sizes



Make 5 units  
Measures 5.5" x 5.5"

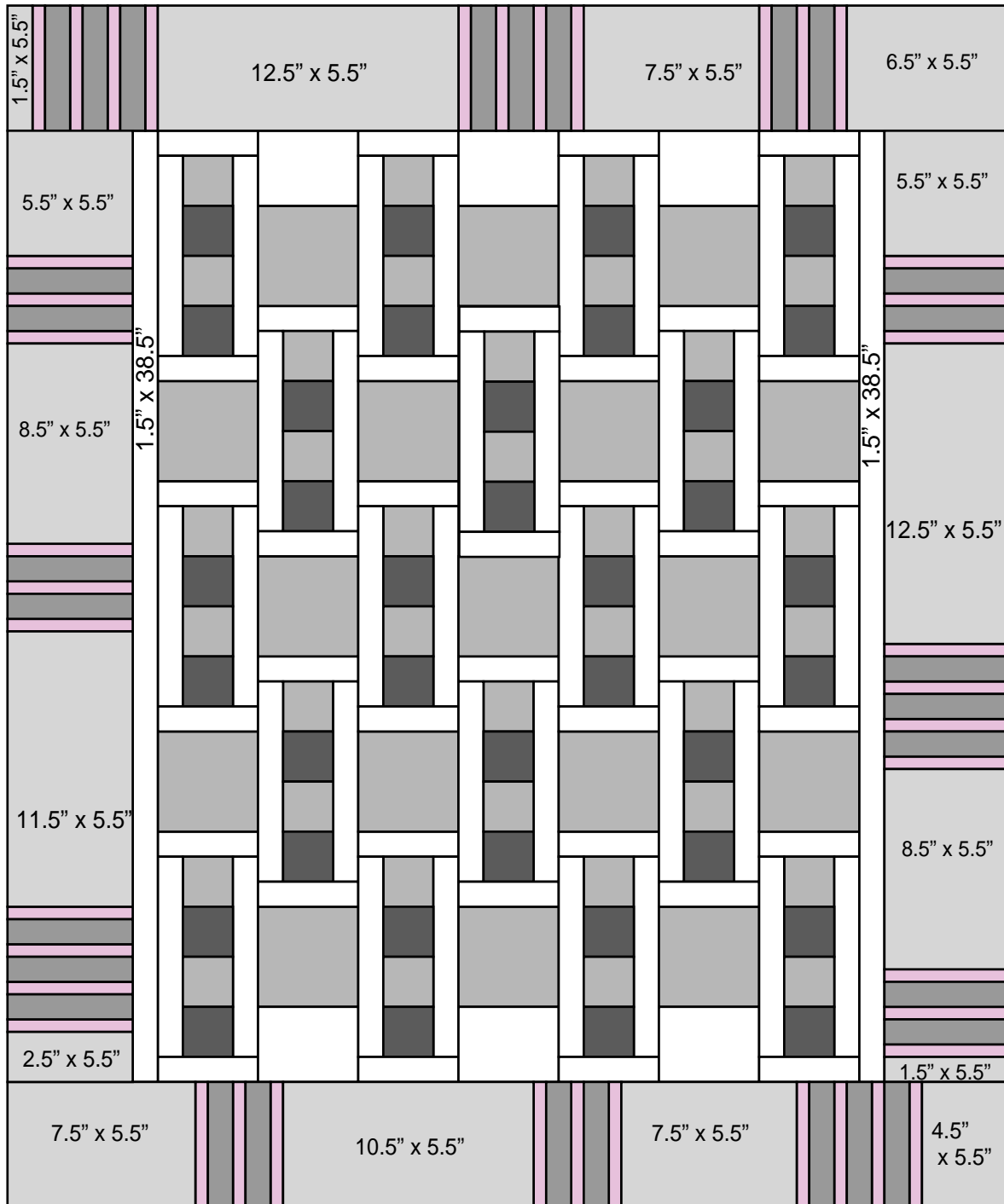


Make 7 units  
Measures 4" x 5.5"

# I Love to Make Quilts.com

A site for Passionate Quilters  
Hosted by Pat Sloan

## Cutting Sizes



“Mon Premier” designed  
by Candace Wasman 40” x 48”