

Handle REVERSED
for Fusible Applique

Cut Tan Print
background
10.5" x 10.5"

Teacup
BRIGHT and FUNKY

Embroider the Steam
Tea Bag is optional

Pat Sloan Presents
"The Mad Hatter's Tea Party Challenge"
www.PatSloan.com

Game Guidelines at
www.DeathByQuilting.com

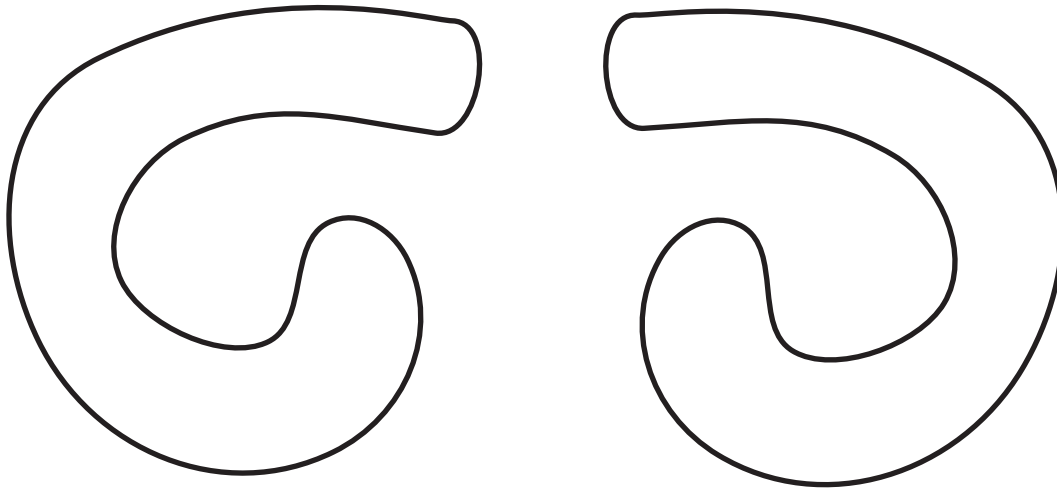

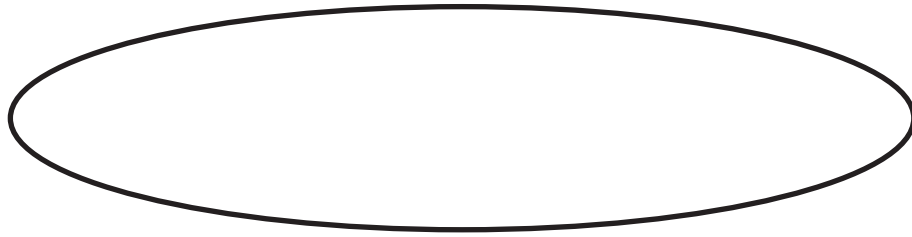
©2009 Pat Sloan & Co. All rights reserved.
This page may only be copied and distributed in whole and must include this notice.





Pat Sloan Presents
"The Mad Hatter's Tea Party Full quilt Challenge"
www.PatSloan.com

Game Guidelines at
www.DeathByQuilting.com



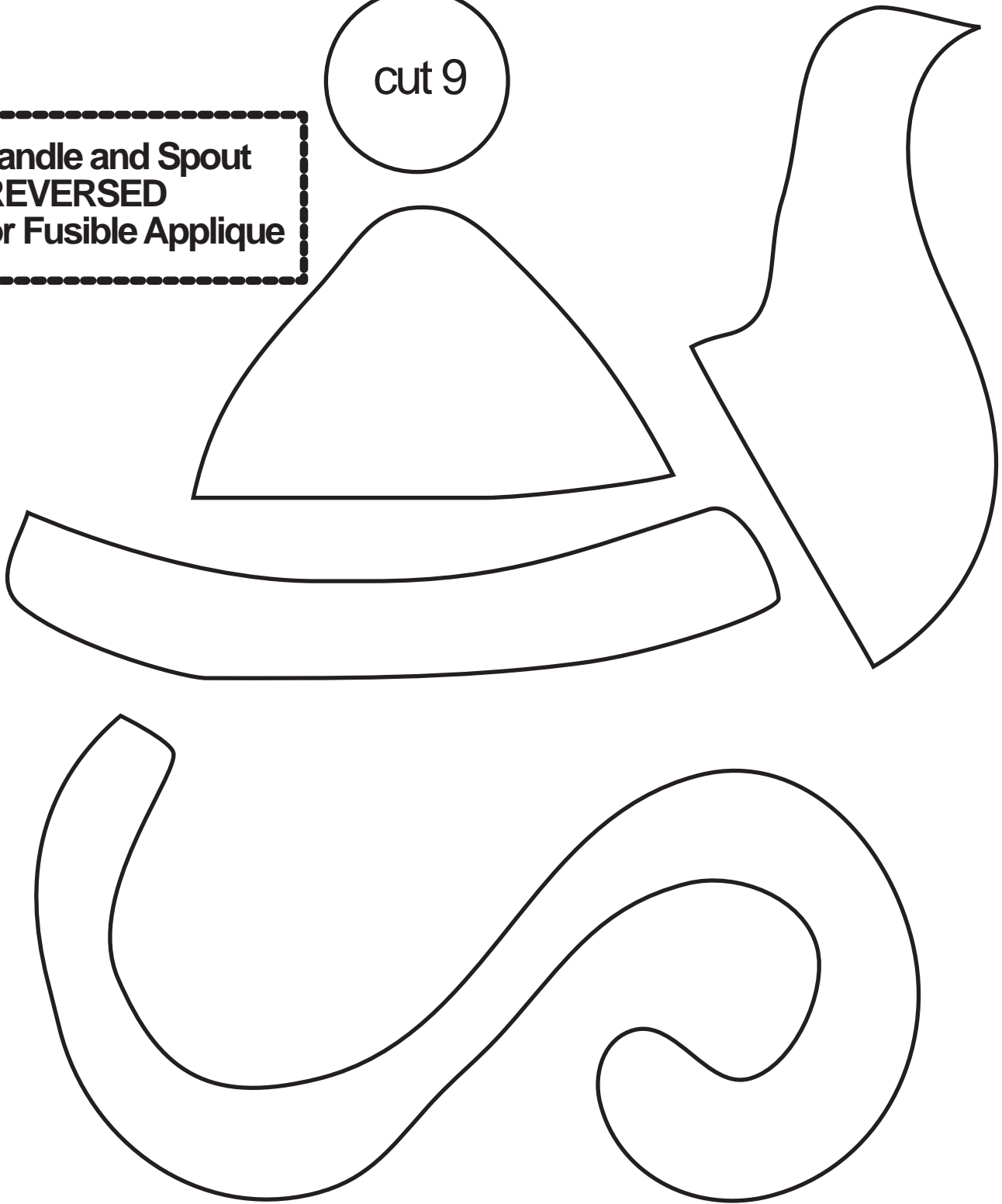
Pat Sloan Presents
"The Mad Hatter's Tea Party Full quilt Challenge"
www.PatSloan.com

Game Guidelines at
www.DeathByQuilting.com

Cut background
8.5" x 12.5"
Embroider the words

cut 9

Handle and Spout
REVERSED
for Fusible Applique



Pat Sloan Presents
"The Mad Hatter's Tea Party Full quilt Challenge"
www.PatSloan.com

Game Guidelines at
www.DeathByQuilting.com




Cut background
8.5" x 12.5"
Embroider the words



Pat Sloan Presents
"The Mad Hatter's Tea Party Full quilt Challenge"
www.PatSloan.com

Game Guidelines at
www.DeathByQuilting.com

Cut background
12.5" x 14.5"



Pat Sloan Presents
"The Mad Hatter's Tea Party Challenge"
www.PatSloan.com

Game Guidelines at
www.DeathByQuilting.com

©2009 Pat Sloan & Co. All rights reserved.
This page may only be copied and distributed in whole and must include this notice.