



Pat Sloan's Free WEEKLY block Wednesday Mystery

***** October 14 to December 16 *****

**Layout follows the supply list
DOWNLOAD Pat's Free Patterns at
www.ilovetomakequilts.com**

I hope you enjoy making this quilt. These instructions may not be reproduced by any mechanical or electronic means, including photocopying.

Making copies for any purpose other than your own personal use is a violation of copyright laws. ©2020 Pat Sloan & Co. LLC, All rights reserved.

Pat Sloan the voice of quilting™
www.patsloan.com

'COZY THINGS'



I make the blocks each week working from the bundle
This will be a fun and 'Cozy' end of year sew along!
Layout on the next page

Working bundle - Supply List

October 14 to December 16

Quilt is 53.5" x 65.5"

1 Layer cake - 42 squares 10" x 10"

2 yds of background - this amount gives you flexibility with
your layer cake use.

1 2/3 yd for vertical rows in the quilt body (see layout)

1 yd accent piece 1 - used in setting blocks & weekly blocks

1/2 yd accent piece 2

OPTIONAL - 1/2 yd accent piece 3 - depends on how much
variety you want

4 yds backing

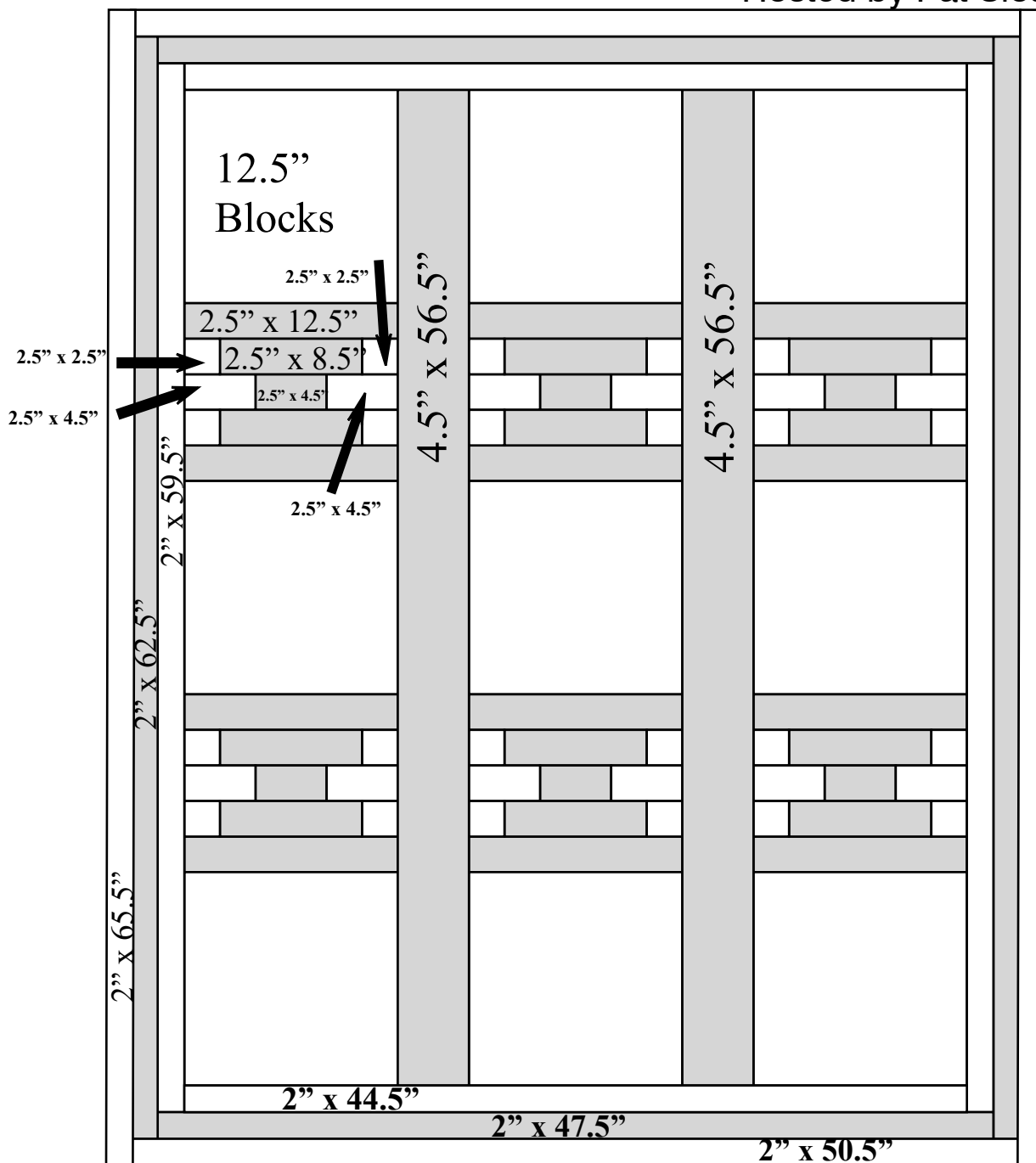
I hope you enjoy making this quilt. These
instructions may not be reproduced by any
mechanical or electronic means, including photocopying.

Making copies for any purpose other than your own personal use is a violation of
copyright laws. ©2020 Pat Sloan & Co. LLC, All rights reserved.

I Love to Make Quilts.com

A site for Passionate Quilters

Hosted by Pat Sloan



'COZY THINGS' Layout 53.5" x 65.5"

I hope you enjoy making this quilt. These instructions may not be reproduced by any mechanical or electronic means, including photocopying.

Making copies for any purpose other than your own personal use is a violation of copyright laws. ©2020 Pat Sloan & Co. LLC, All rights reserved.

Pat Sloan the voice of quilting™
www.patsloan.com

Layout directions

'COZY THINGS'

Cutting Directions

Setting Blocks

Background

- Cut 24 squares 2.5" x 2.5"
- Cut 12 strips 2.5" x 4.5"

Block Fabric - it can be scrappy

- Cut 12 strips 2.5" x 12.5"
- Cut 12 strips 2.5" x 8.5"
- Cut 6 strips 2.5" x 4.5"

Vertical Separator strips

- Cut 2 strips 4.5" x 56.5"

Inner/outer border Background

- Cut 2 strips 2" x 44.5"
- Cut 2 strips 2" x 50.5"
- Cut 2 strips 2" x 59.5"
- Cut 2 strips 2" x 65.5"

Middle border & Vertical strips

- Cut 2 strips 2" x 47.5"
- Cut 2 strips 2" x 62.5"

Setting Block Directions

1) Using 2 background strips 2.5" x 4.5" and 1 block strip 2.5" x 4.5" follow the diagram and sew together
Measures 2.5" x 12.5"

Make 6 Blocks



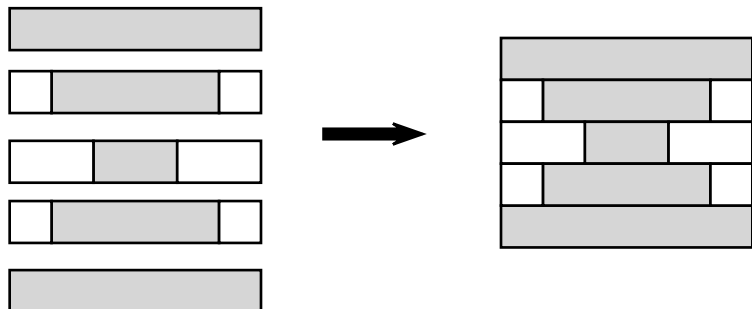
2) Using 2 background strips 2.5" x 2.5" and 1 block strip 2.5" x 8.5" follow the diagram and sew together
Measures 2.5" x 12.5"

Make 12 Blocks



3) Using 1 units from step 1, 2 units from step 2 and 2 Block strips 2.5" x 12.5" follow the diagram and sew together
Measures 10.5" x 12.5"

Make 6 Setting Blocks



Pat Sloan the voice of quilting™

I hope you enjoy making this quilt. These instructions may not be reproduced by any mechanical or electronic means, including photocopying.

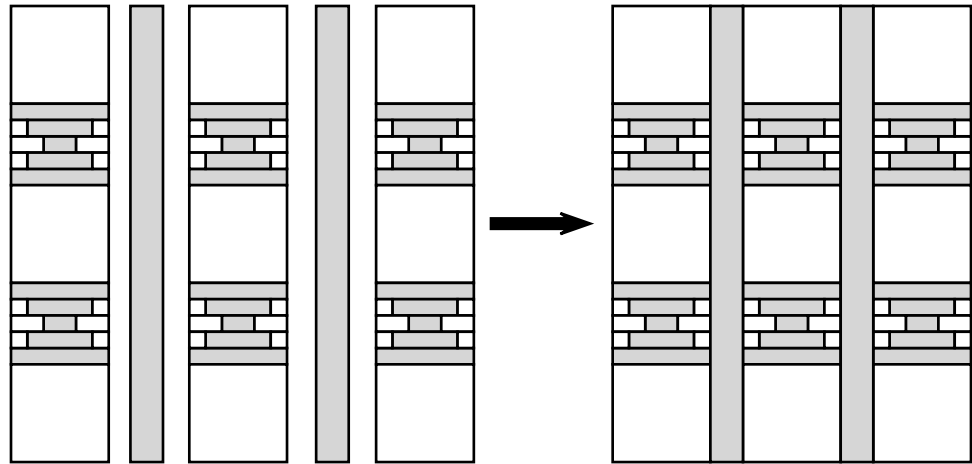
Making copies for any purpose other than your own personal use is a violation of copyright laws. ©2020 Pat Sloan & Co. LLC, All rights reserved.

Pat Sloan the voice of quilting™
www.patsloan.com

I Love to Make Quilts.com

A site for Passionate Quilters
Hosted by Pat Sloan

4) Following the diagram use all 12 sew along blocks and all 6 setting blocks.
Sew 3 sew along blocks and 2 setting blocks. Make 3 measures 12.5" x 56.5"
Alternate those strips with the 4.5" x 56.5" setting strips
Measures 44.5" x 56.5"
Make 1 unit

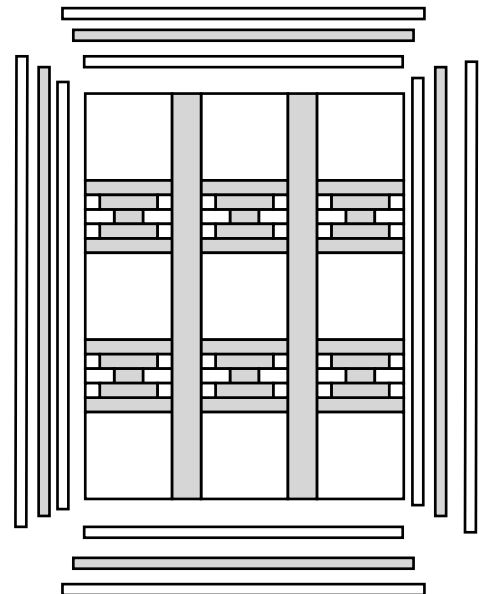


5) Following the diagram
Sew the 2" x 44.5" background borders to the top & bottom
Sew the 2" x 59.5" background borders to the sides

Sew the 2" x 47.5" Vertical fabric to the top & bottom
Sew the 2" x 62.5" Vertical fabric to the sides

Sew the 2" x 50.5" background borders to the top & bottom
Sew the 2" x 65.5" background borders to the sides

Measures 53.5" x 65.5"
Make 1 unit



'COZY THINGS'

the voice of quilting™
Pat Sloan

I hope you enjoy making this quilt. These instructions may not be reproduced by any mechanical or electronic means, including photocopying. Making copies for any purpose other than your own personal use is a violation of copyright laws. ©2020 Pat Sloan & Co. LLC, All rights reserved.

the voice of quilting™
Pat Sloan
www.patsloan.com

(5)