

**TIP of the MONTH**  
From Pat Sloan

While working on your blocks I encourage you to think about holidays past. Your family and your friends.

What were your favorite moments during the season? Do you have photos from this time?

I encourage you to look for your old photos and start a journal of Christmas past. Document your memories as you go along.

This month look for the photos and collect them all together. Sort them by date.

Then start writing your memories down and keep them with the photos... and tell Emilie and me, we'd love to hear about your favorite doll or the best bicycle you ever received!

And above all Have fun!

**See the General Directions document for instructions on finishing the stocking and attaching it to the background.**

This page may only be copied for personal use. Have ALL your friends visit Pat and Emilie's websites to print their OWN copies!

[www.emilierichards.com](http://www.emilierichards.com)  
[www.patsloan.com](http://www.patsloan.com)

# *A Season of Grace*

by Pat Sloan and Emilie Richards

[www.PatSloan.com](http://www.PatSloan.com) and [www.emilierichards.com](http://www.emilierichards.com)

Based on Emilie's book 'Sisters Choice'

Cut each stocking  
Background 7½" x 9½"

## Block 3 - Holly Block

Cut 3 Holly Leaves

Following the diagram Applique the leaves to the center of the stocking.

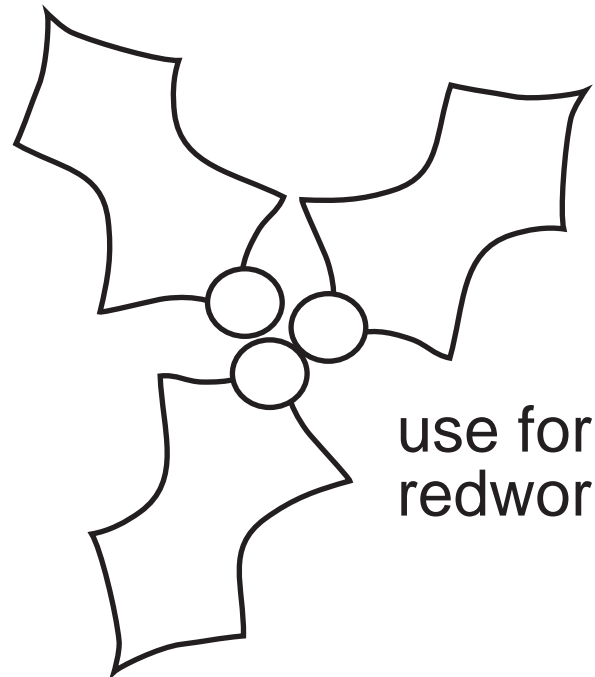


Put 3 small red buttons or 3 large red beads in the center

Applique the toe area with a fun fabric!

If you're doing a 2nd advent block, stitch the design with red pearl cotton or 3 strands of red floss.

This page may only be copied for personal use. Have ALL your friends visit Pat and Emilie's websites to print their OWN copies!

[www.emilierichards.com](http://www.emilierichards.com)  
[www.patsloan.com](http://www.patsloan.com)



use for  
redwork

# *A Season of Grace* *Block 3*

by Pat Sloan and Emilie Richards

[www.PatSloan.com](http://www.PatSloan.com) and [www.emilierichards.com](http://www.emilierichards.com)  
Based on Emilie's book 'Sisters Choice'

Cut each stocking  
Background 7½" x 9½"