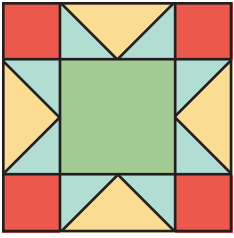




# THE Ultimate Beginner Quilt Sawtooth Star



## Block Eight



unfinished size: 12 1/2" x 12 1/2"

### CUTTING:

		1 - 6 1/2" square
9900-74		
		4 - 3 1/2" x 6 1/2" rectangles
9900-36		
		8 - 3 1/2" squares
9900-263 or 9900-186		
		4 - 3 1/2" squares
9900-294		

Use 1/4" seams and press as arrows indicate throughout.

### BLOCK ASSEMBLY:

Draw a diagonal line on the wrong side of the Fabric C squares.

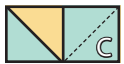
With right sides facing, layer a Fabric C square on one end of a Fabric B rectangle.

Stitch on the drawn line and trim 1/4" away from the seam.



Repeat on the opposite end.

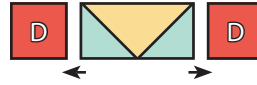
Flying Geese Unit should measure 3 1/2" x 6 1/2".



Make 4.

Assemble two Fabric D squares and one Flying Geese Unit.

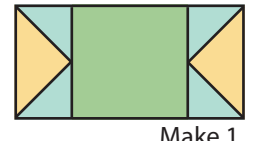
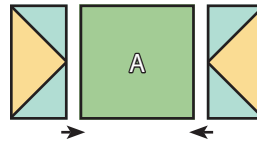
Outer Star Unit should measure 3 1/2" x 12 1/2".



Make 2.

Assemble two Flying Geese Units and the Fabric A square.

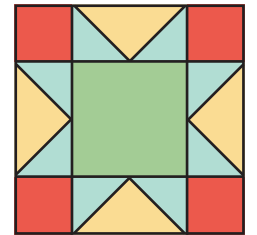
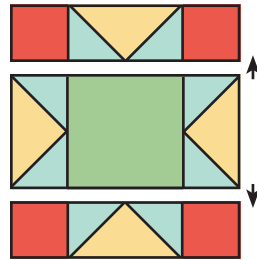
Inner Star Unit should measure 6 1/2" x 12 1/2".



Make 1.

Assemble two Outer Star Units and the Inner Star Unit.

Sawtooth Star Block should measure 12 1/2" x 12 1/2".



moda  
FABRICS + SUPPLIES

Ever Sewn

## #ULTIMATEBEGINNERQUILT

The Ultimate Beginner Quilt features Bella Solids by Moda Fabrics



## Free quilt pattern by Fat Quarter Shop

Copyright 2019 Fat Quarter Shop, LLC. All rights reserved. Duplication of any kind is prohibited.

This pattern may be used for personal purposes only and may not be reproduced without the express written permission from the Fat Quarter Shop. This pattern may not be used for commercial purposes.

