




THE Ultimate Beginner Quilt Hourglass Four Patch

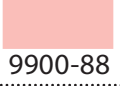









Block Five



unfinished size: 12 1/2" x 12 1/2"

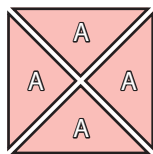
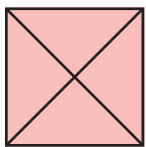
CUTTING:

		1 - 7 1/2" square
9900-88		
		1 - 7 1/2" square
9900-74		
		1 - 7 1/2" square
9900-138		
		1 - 7 1/2" square
9900-36		

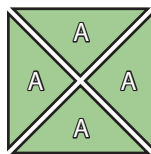
Use 1/4" seams and press as arrows indicate throughout.

BLOCK ASSEMBLY:

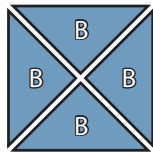
Cut the Fabric A squares and Fabric B squares on the diagonal twice.



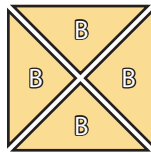
Make 4.



Make 4.



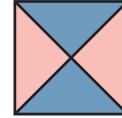
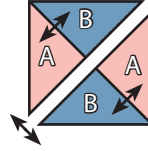
Make 4.



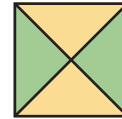
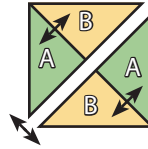
Make 4.

Assemble two matching Fabric A triangles and two matching Fabric B triangles.

Trim Hourglass Unit to measure 6 1/2" x 6 1/2".



Make 2.


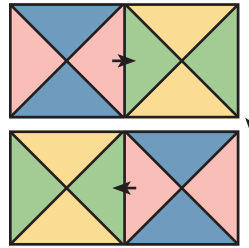


Make 2.

Assemble four Hourglass Units.

Pay close attention to unit placement.

Hourglass Four Patch Block should measure 12 1/2" x 12 1/2".



#ULTIMATEBEGINNERQUILT

The Ultimate Beginner Quilt features Bella Solids by Moda Fabrics

moda
FABRICS + SUPPLIES



Free quilt pattern by Fat Quarter Shop

Copyright 2019 Fat Quarter Shop, LLC. All rights reserved. Duplication of any kind is prohibited.

This pattern may be used for personal purposes only and may not be reproduced without the express written permission from the Fat Quarter Shop. This pattern may not be used for commercial purposes.

