




THE Ultimate Beginner Quilt Lattice



Block Six



unfinished size: 12 1/2" x 12 1/2"

CUTTING:

		1 - 6 1/2" square
9900-138		
		1 - 6 1/2" square
9900-36		
		1 - 6 1/2" square
9900-74		
		1 - 6 1/2" square
9900-68		
		2 - 3 1/2" squares
9900-262		
		2 - 3 1/2" squares
9900-147		
		2 - 3 1/2" squares
9900-100		
		2 - 3 1/2" squares
9900-294		

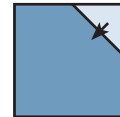
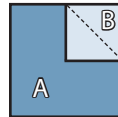
Use 1/4" seams and press as arrows indicate throughout.

BLOCK ASSEMBLY:

Draw a diagonal line on the wrong side of the Fabric B squares.

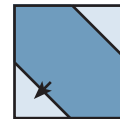
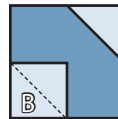
With right sides facing, layer a Fabric B square on the top right corner of a Fabric A square.

Stitch on the drawn line and trim 1/4" away from the seam.



Repeat on the bottom left corner with a matching Fabric B square.



Lattice Unit should measure 6 1/2" x 6 1/2".



Make 4.

Assemble four Lattice Units.

Lattice Block should measure 12 1/2" x 12 1/2".



#ULTIMATEBEGINNERQUILT

The Ultimate Beginner Quilt features Bella Solids by Moda Fabrics

moda
FABRICS + SUPPLIES

EverSewn



Free quilt pattern by Fat Quarter Shop

Copyright 2019 Fat Quarter Shop, LLC. All rights reserved. Duplication of any kind is prohibited.

This pattern may be used for personal purposes only and may not be reproduced without the express written permission from the Fat Quarter Shop. This pattern may not be used for commercial purposes.

