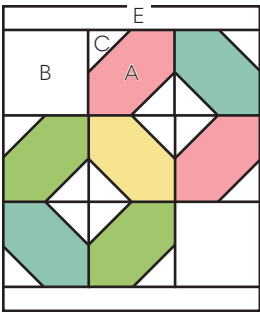
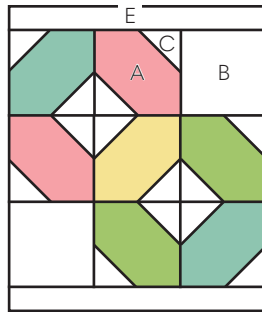


Charming Baby Sew Along

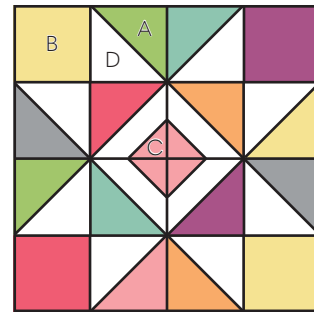
Week 4



Make two.



Make two.



Shine Bright Quilt – Page 38

Unfinished size: 16 1/2" x 16 1/2"
Make two Shine Bright Blocks.

Ring Around the Rosie Quilt – Page 34

Unfinished size: 14" x 16 1/2"
Make four Ring Around the Rosie Blocks.

Cutting Instructions

28 - charm squares

28 (A)

Background

8 (B)

56 (C)

8 - 1 3/4" x 14" rectangles (E)

Cutting Instructions

22 - charm squares

12 (A)

8 (B)

8 (C)

Background

12 (D)

#charmingbabyquilts

Complete block cutting and instructions can be found in the Charming Baby Quilts Book by Melissa Corry.

Copyright 2020 Fat Quarter Shop, LLC. All rights reserved. Duplication of any kind is prohibited.

