



Pat Sloan ^{the voice of quilting™}

www.patsloan.com

8" x 8"

"Winter Warmer"

Designed by Pat Sloan
Join the Button Lover's
Club today!



Cutting & Sewing

Single block

- * Cut 1 square 8" x 8"
- * Cut 1 coffee mug
- * Cut 1 inside mug Rim
- * Cut 1 heart

Mug Rug

- * Cut 2 squares 6" x 7.5"
- * Cut 1 strip 1.5" x 7.5"
- * Cut 1 coffee mug
- * Cut 1 inside mug Rim
- * Cut 1 heart


Directions single block

1) Position the mug, the rim, and the heart on the square

Applique

Measures 8" x 8"

Make 1



Pat Sloan ^{the voice of quilting™}
www.patsloan.com

I Love to Make Quilts.com

A site for Passionate Quilters
Hosted by Pat Sloan

Website PatSloan.com - Articles & Tutorials blog.PatSloan.com
Online Community Facebook.com/PatSloanQuiltFun

Directions Mug Rug

1) Position the mug, the rim, and the heart on one of the 6" x 7.5" rectangles


Applique

Measures 6" x 7.5"

Make 1

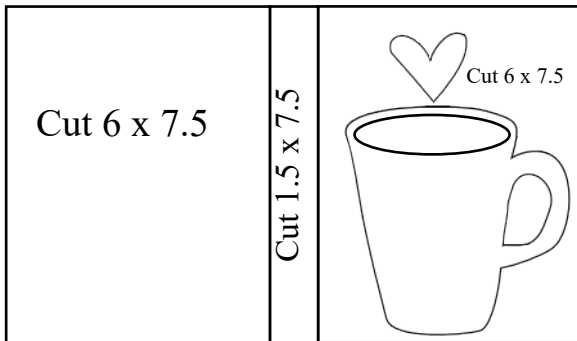
2) Following the diagram, sew the 2 rectangles and the strip together.

Measures 12.5" x 7.5"


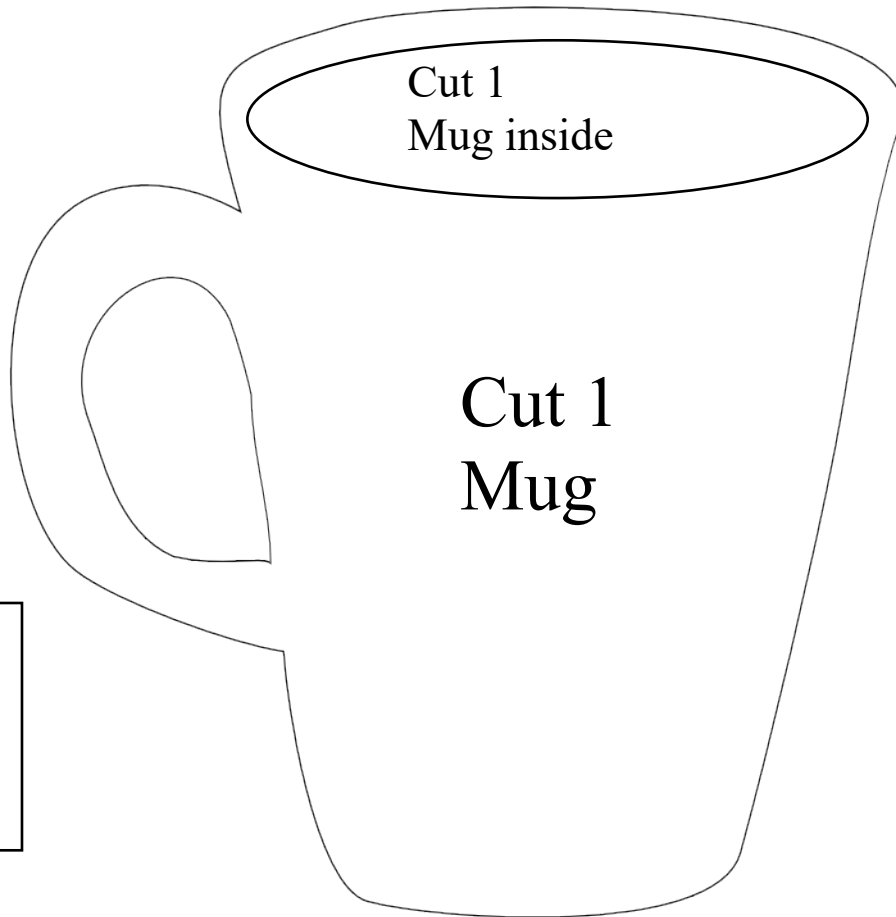


I Love to Make Quilts.com

A site for Passionate Quilters
Hosted by Pat Sloan



Mug rug
7.5 x 12.5



Single
8 x 8

Pat Sloan the voice of quilting™
www.patsloan.com

Website PatSloan.com - Articles & Tutorials blog.PatSloan.com
Online Community Facebook.com/PatSloanQuiltFun