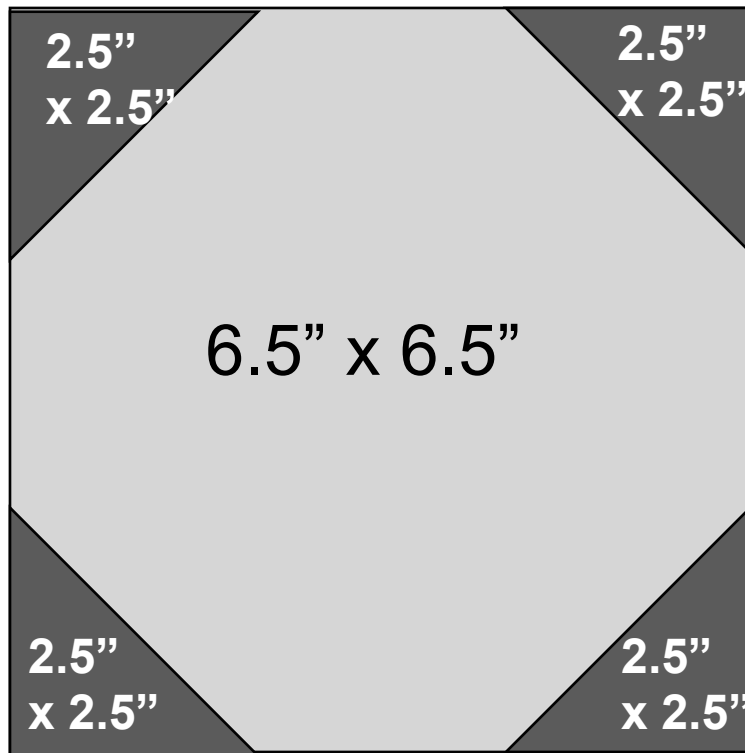


# 'Stay At Home' Quilt Along April 2020 with Pat Sloan



**Block is 6.5" x 6.5"**  
**30 blocks in 30 days**

**Dig in your collection for 30 fun feature fabrics!**  
**Each Day make a block, as you finish 5 blocks set the row**  
**By April 30<sup>th</sup> we'll have our #StayAtHome Quilt!**  
**Directions and Layout on the next pages**

I hope you enjoy making this quilt. These instructions may not be reproduced by any mechanical or electronic means, including photocopying. Making copies for any purpose other than your own personal use is a violation of copyright laws. ©2020 Pat Sloan & Co. LLC, All rights reserved.

*Pat Sloan* the voice of quilting™  
[www.patsloan.com](http://www.patsloan.com)

# 'Stay At Home' Quilt Along

## April 2020 with Pat Sloan

### Cutting Directions

#### Feature fabric

- 30 squares 6.5" x 6.5"

#### 1 ½ yd Sashing & Inner border fabric

- Cut 49 sashing strips 2.5" x 6.5"  
- Cut 2 inner borders 2.5" x 42.5"  
- Cut 2 inner borders 2.5" x 46.5"

#### Sew & Flip corners Scraps or 1 yd of the same fabric

- 120 squares 2.5" x 2.5"  
For Sew and Flip corners

#### ¼ yd Corner Stone Fabric - this could be scrappy


- Cut 20 squares 2.5" x 2.5"

#### 1 ½ yd of Border Fabric

- Cut 2 border 3.5" x 48.5"  
- Cut 2 borders 3.5" x 50.5"

### Block Sewing Directions

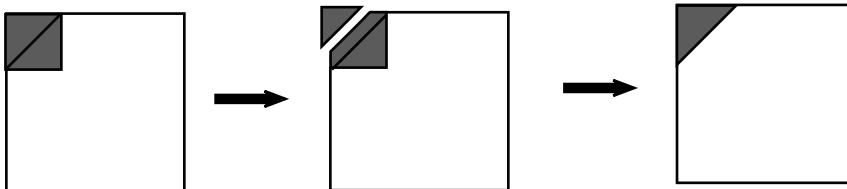
1) Draw a diagonal line on the wrong side of all the 2.5" x 2.5" sew and flip corners squares. 4 per block



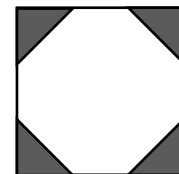
Make 120 units - I recommend doing 4 a day as you make one block

2) Following the diagram

- place a dark 2.5" square on the top left corner 6.5" x 6.5" square
- Sew on the line.
- Flip over and press, check the back to be sure it matches up to the square
- Trim away the excess corner fabric behind the triangle. Leave a 1/4" seam.



3) Following the diagram repeat Step #2 placing a dark 2.5" square in the other 3 corners



Make 1 per day - VERIFY the block still Measures 6.5" x 6.5"

I hope you enjoy making this quilt. These instructions may not be reproduced by any mechanical or electronic means, including photocopying. Making copies for any purpose other than your own personal use is a violation of copyright laws. ©2020 Pat Sloan & Co. LLC, All rights reserved.

*Pat Sloan* the voice of quilting™  
www.patsloan.com

# 'Stay At Home' Quilt Along

## April 2020 with Pat Sloan

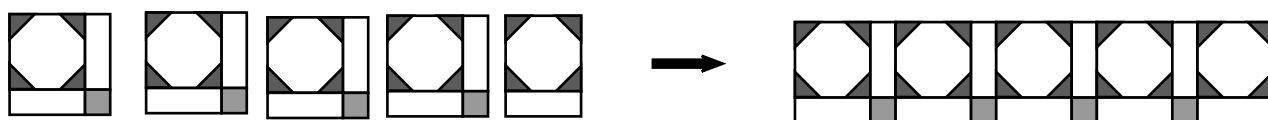
---

### Row Sewing Directions

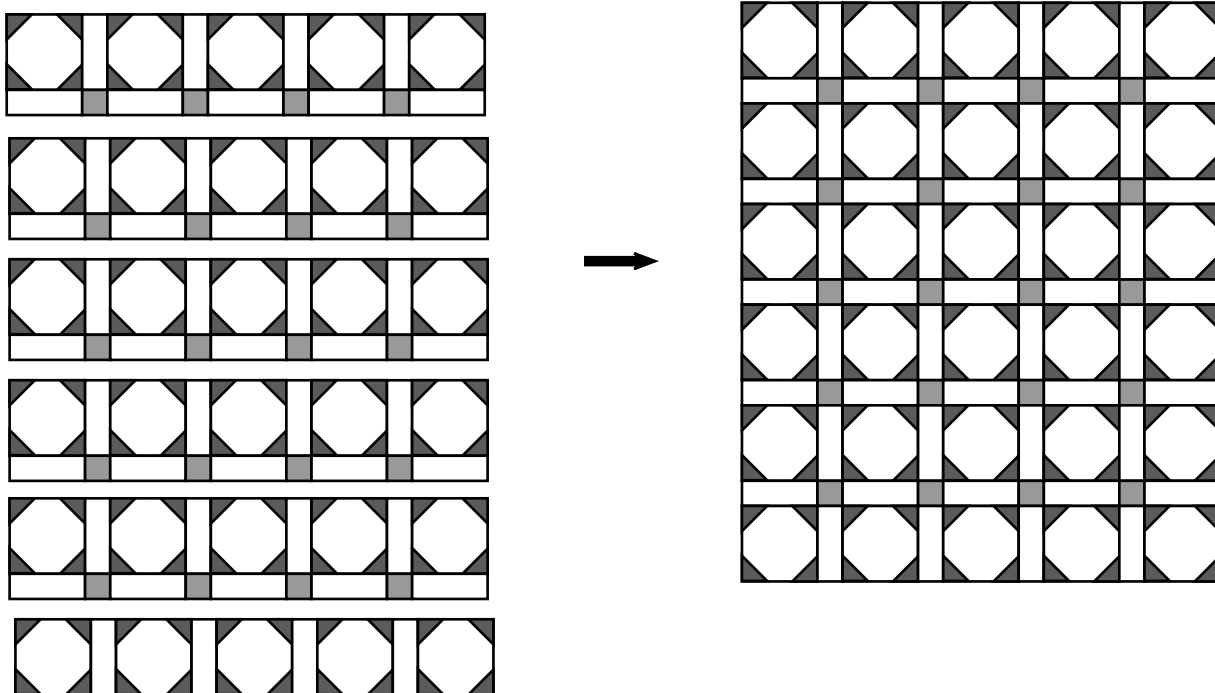
1) As you get 5 blocks done, sew the row using 9 sashing strips and 4 corner stones  
Measures - 8.5" x 38.5"

Make 5 rows, The 6<sup>th</sup> row will not have the bottom sashing

TIP once you decide sashing you can sew a block and 2 sashing each day



2) Sew all 6 rows together  
Measures - 38.5" x 46.5"



I hope you enjoy making this quilt. These instructions may not be reproduced by any mechanical or electronic means, including photocopying. Making copies for any purpose other than your own personal use is a violation of copyright laws. ©2020 Pat Sloan & Co. LLC, All rights reserved.

*Pat Sloan* the voice of quilting™  
www.patsloan.com

# 'Stay At Home' Quilt Along

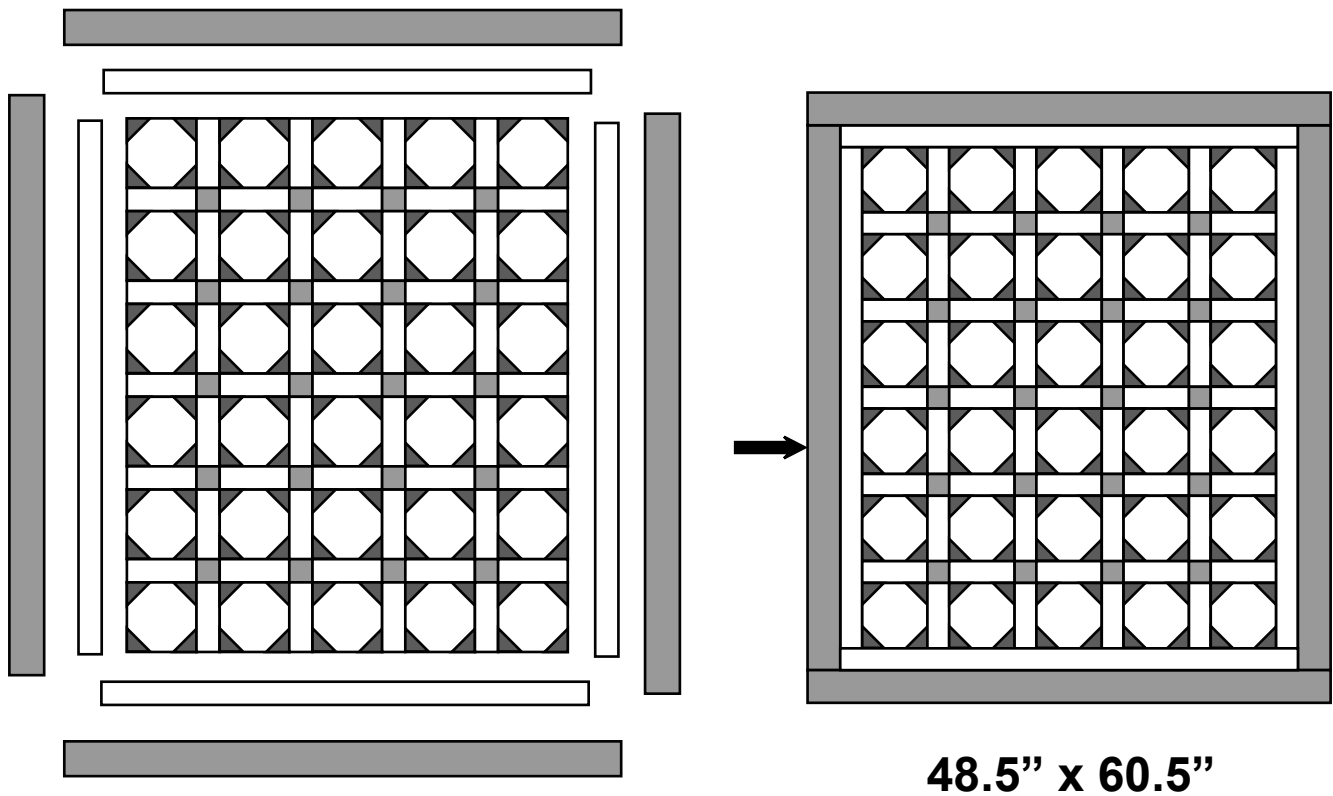
## April 2020 with Pat Sloan

---

### Sew Border Directions

- 1) Sew the side inner borders to the center
- 2) Sew the top and bottom inner borders to the center
- 3) Sew the side outer borders to the center
- 4) Sew the top and bottom outer borders to the center

**Final size 48.5" x 60.5"**




I hope you enjoy making this quilt. These instructions may not be reproduced by any mechanical or electronic means, including photocopying. Making copies for any purpose other than your own personal use is a violation of copyright laws. ©2020 Pat Sloan & Co. LLC, All rights reserved.

*Pat Sloan* the voice of quilting™  
www.patsloan.com

**(Page -4)**

# 'Stay At Home' Quilt Along - April 2020 with Pat Sloan

---



## BONUS Project Coloring Page

I hope you enjoy making this quilt. These instructions may not be reproduced by any mechanical or electronic means, including photocopying. Making copies for any purpose other than your own personal use is a violation of copyright laws. ©2020 Pat Sloan & Co. LLC, All rights reserved.

*Pat Sloan* the voice of quilting™  
www.patsloan.com