


I Love to Make Quilts.com

A site for Passionate Quilters

Hosted by Pat Sloan



The Solstice Asymmetrical Quilt Setting 86" square

Website PatSloan.com - Articles & Tutorials blog.PatSloan.com
Sew Along Website - IlovetomakeQuilts.com
Online Community [Facebook.com/PatSloanQuiltFun](https://www.facebook.com/PatSloanQuiltFun)

Pat Sloan the voice of quilting™
www.patsloan.com

Basic Supply List

I am using scraps, but do want to control the checkerboard
With a light/dark of the same or similar fabrics.

Checkerboard Fabric

- Color #1 - 1 ¼ yard - cut 84 squares 2.5" x 2.5"
- Color #2 - 1 ¼ yard - cut 83 squares 2.5" x 2.5"

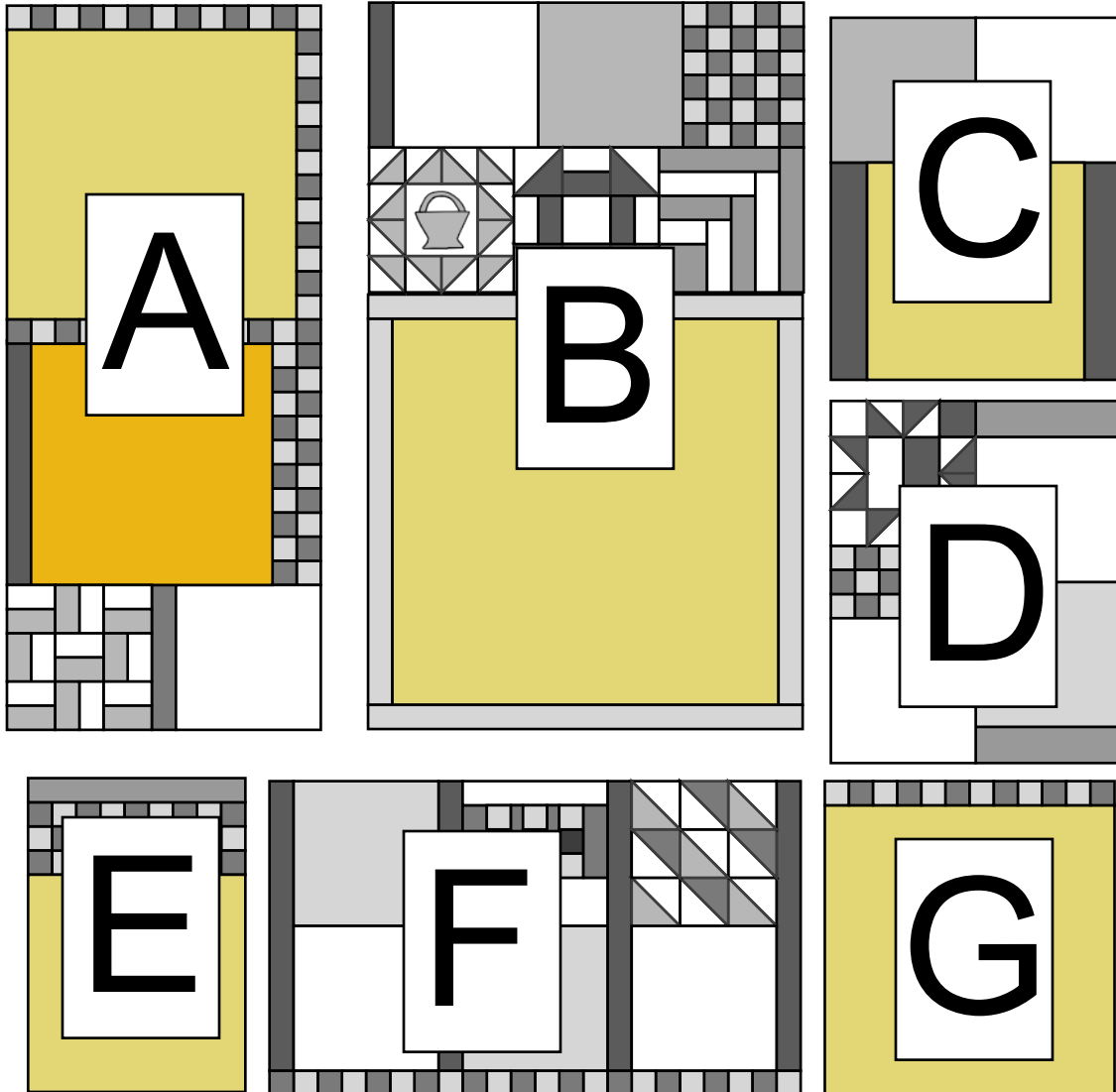
Other setting strips

- 1 yard - single fabric or a variety that makes up 1 yd
- Quilt BACKING - 7 2/3 yards

OPTIONAL Border

The quilt size without a border is 86" square.
Adding a 5" wide border gives you a 96" square

- 2 ¾ yd - for a 5" wide border that is not pieced



Directions

The following pages have these sections with cutting directions

- 1) 19 blocks are 12.5" x 12.5" (12" in the quilt)
- 2) 2 blocks are 24.5" x 24.5" (24" in the quilt)
- 3) 2 blocks are 18.5" x 18.5" (18" in the quilt)
- 4) 1 block is 20.5" x 20.5" (20" in the quilt)
- 5) 1 block is 32.5" x 32.5" (32" in the quilt)

I Love to Make Quilts.com

A site for Passionate Quilters

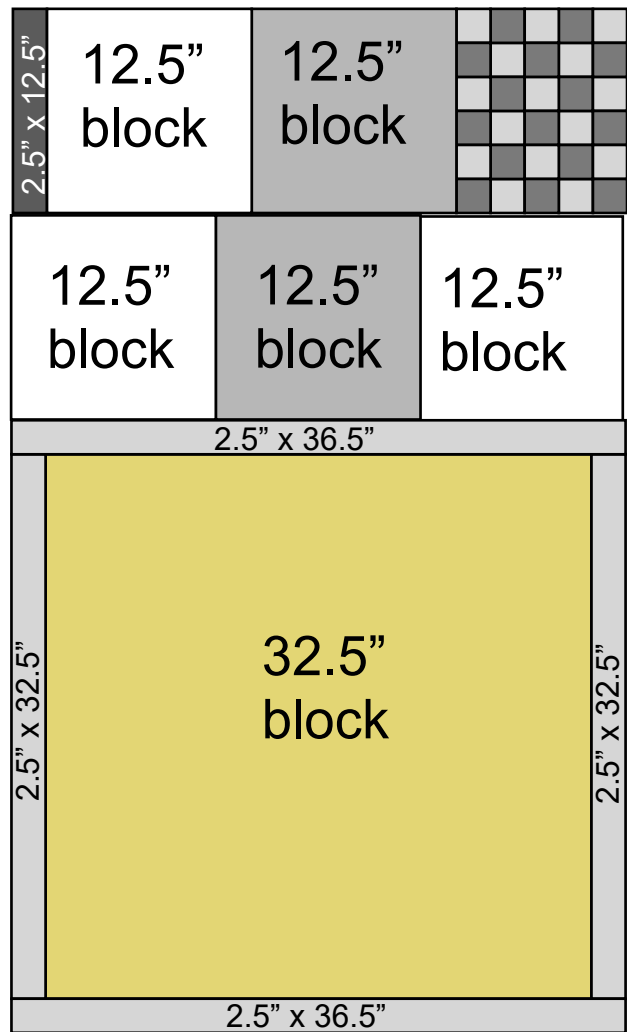
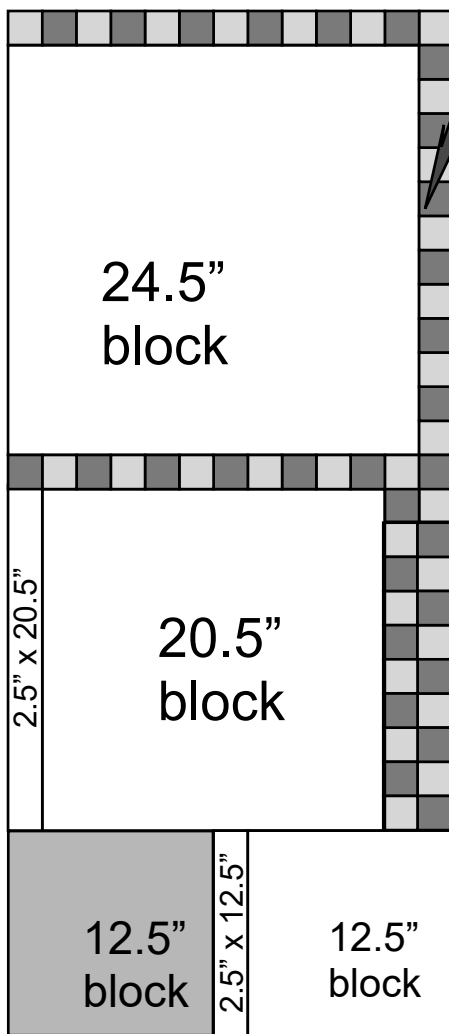
Hosted by Pat Sloan

A

All small squares
In the Quilt
are 2.5" x 2.5"

B

For the whole quilt
Cut 167 squares 2.5" x 2.5"
— For 2 colors cut 84 of color 1
— 83 of color 2.



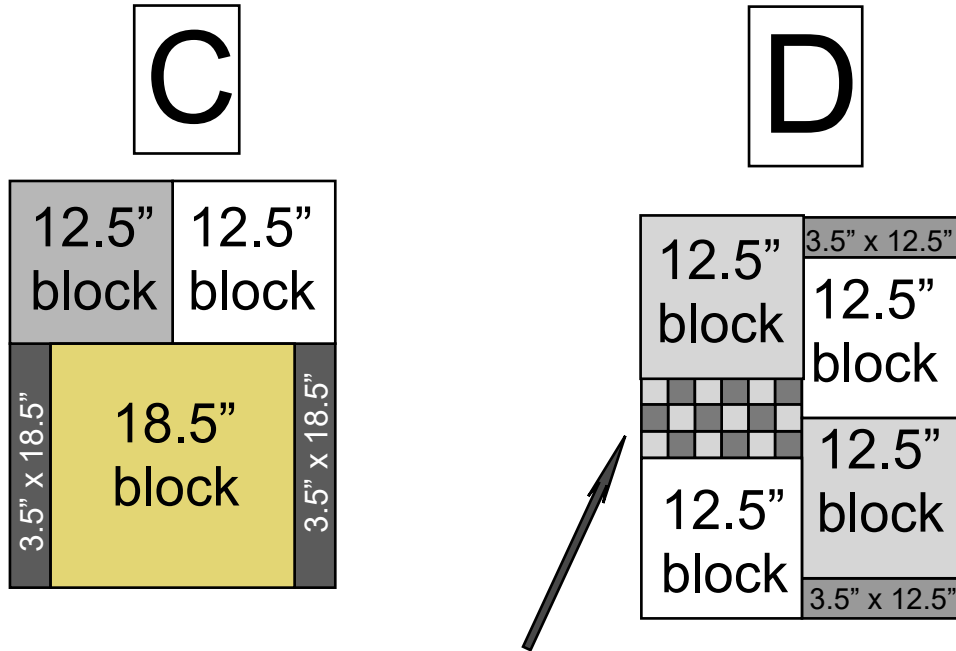
**Cutting
Sizes**

Pat Sloan the voice of quilting™
www.patsloan.com


Website PatSloan.com - Articles & Tutorials blog.PatSloan.com
Online Community Facebook.com/PatSloanQuiltFun

I Love to Make Quilts.com

A site for Passionate Quilters
Hosted by Pat Sloan



All small squares
In the Quilt
are 2.5" x 2.5"



**Cutting
Sizes**

I Love to Make Quilts.com

A site for Passionate Quilters
Hosted by Pat Sloan

