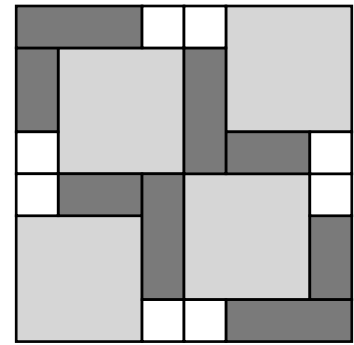


Childhood Games

Block 1– Hide and Seek

Hosted by Pat Sloan At llovetomakequilts.com

I had to start with the childhood game of Hide-and-seek, or some of you know it as hide-and-go-seek. When I asked for your favorite game this was by and far the one named the most!



Block is 16.5" x 16.5"
Finished size 16" x 16"

If you never played, there needs to be a few people. One person is 'it'. All the other run and hide. The 'it' person then has to find them and starts the game by yelling "Ready or not, here I come!". They find each person until one is left, who is the winner and plays 'it' on the next round. Sometimes if players can't be found, 'it' will call out 'Olly Olly Oxen Free' or 'Olly Olly In come Free' to signal the end of this round and everyone comes out of hiding.

There are variations including someone who said they did this on horseback!

Enter your email for my notice of each new block release & join my online group to share with everyone!

Cutting Directions

Light fabrics

– Cut 8 squares 2.5" x 2.5"

Medium fabrics

– Cut 4 squares 6.5" x 6.5"

Dark Fabric

– Cut 4 rectangles 2.5" x 6.5"

– Cut 4 rectangles 2.5" x 4.5"

TIP:

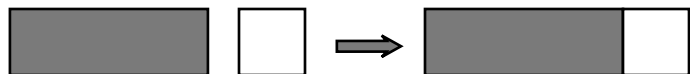
Use a Mix of fabrics for some!

Directions

1) Using the dark 2.5" x 6.5" rectangles and light 2.5" squares sew them together

Measures 2.5" x 8.5"


Make 4 units



2) Using the dark 2.5" x 4.5" rectangles and light 2.5" squares sew them together

Measures 2.5" x 6.5"

Make 4 units



Pat Sloan the voice of quilting™
www.patsloan.com

I hope you enjoy making this quilt. These instructions may not be reproduced by any mechanical or electronic means, including photocopying. Making copies for any purpose other than your own personal use is a violation of copyright laws. ©2020 Pat Sloan & Co. LLC, All rights reserved.

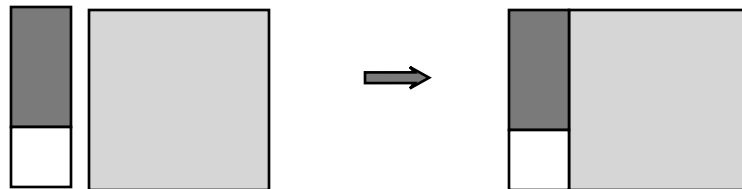
I Love to Make Quilts.com

A site for Passionate Quilters
Hosted by Pat Sloan

Directions

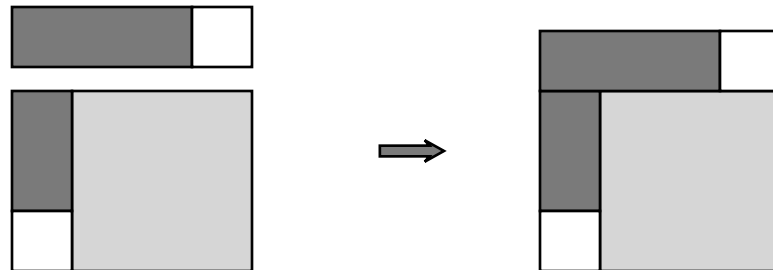
3) Following the diagram sew the unit below using the 2.5" x 6.5" unit and the 6.5" square
Measures 6.5" x 8.5"

Make 4



4) Following the diagram sew the unit below using the 2.5" x 8.5" unit and the prior unit
Measures 8.5" x 8.5"

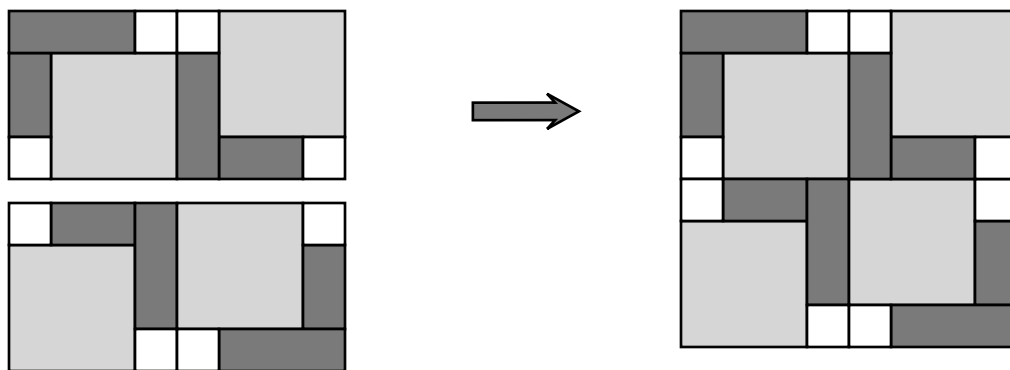
Make 4



5) Following the diagram, Assemble the block rotating the units.

Make 1

Measures 16.5" x 16.5"

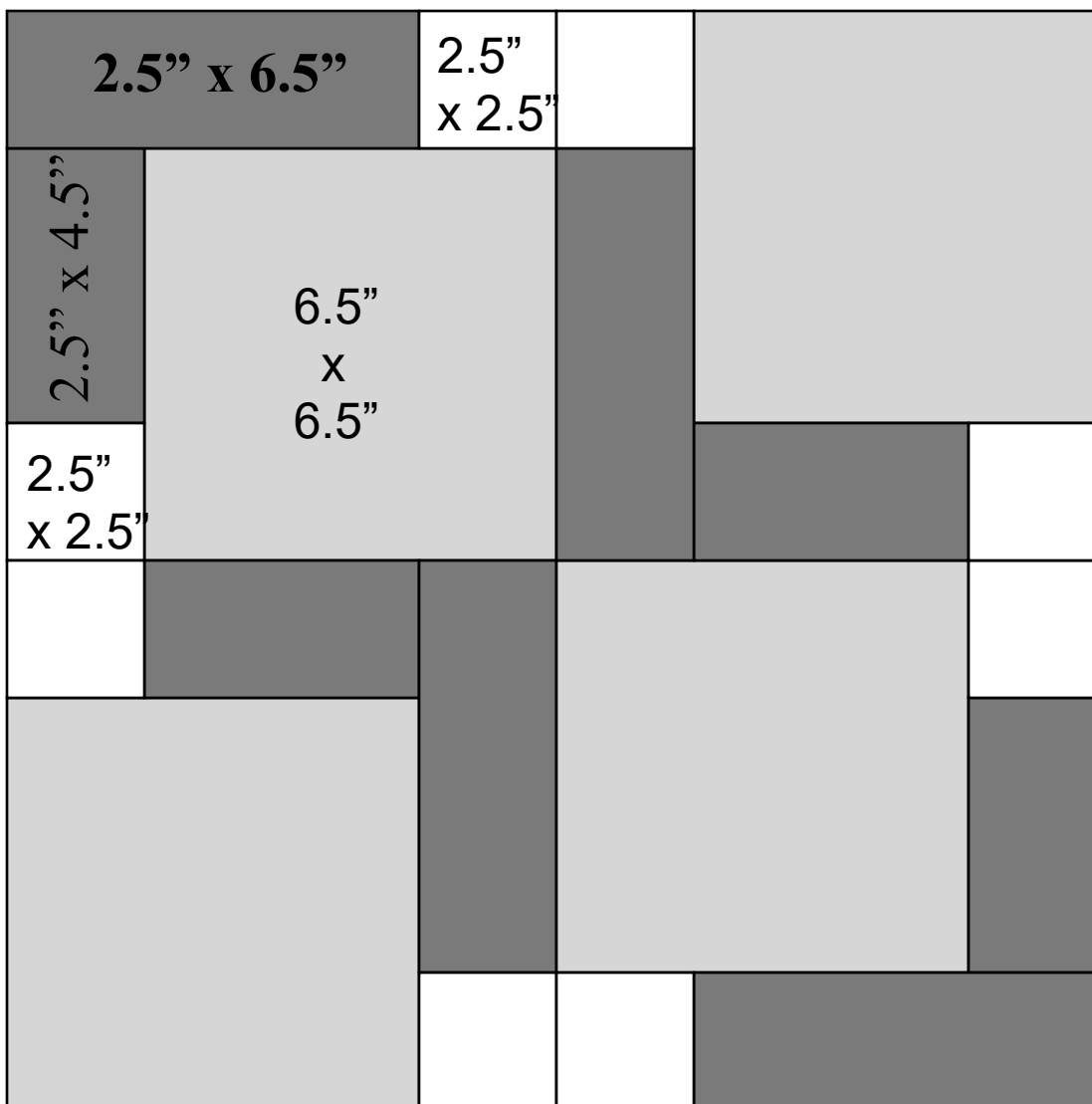


Block 1– Hide and Seek

I hope you enjoy making this quilt. These instructions may not be reproduced by any mechanical or electronic means, including photocopying. Making copies for any purpose other than your own personal use is a violation of copyright laws. ©2020 Pat Sloan & Co. LLC, All rights reserved.

Unfinished / CUTTING Sizes

See directions for more details




Block is 16.5" x 16.5"

IN the Quilt it is finished size 16" x 16"

Block 1- Hide and Seek

I hope you enjoy making this quilt. These instructions may not be reproduced by any mechanical or electronic means, including photocopying. Making copies for any purpose other than your own personal use is a violation of copyright laws. ©2020 Pat Sloan & Co. LLC, All rights reserved.


Pat Sloan the voice of quilting™
 www.patsloan.com



BONUS PROJECT using
32.5" x 32.5" - 4 Blocks
Block 1- Hide and Seek

I hope you enjoy making this quilt. These instructions may not be reproduced by any mechanical or electronic means, including photocopying. Making copies for any purpose other than your own personal use is a violation of copyright laws. ©2020 Pat Sloan & Co. LLC, All rights reserved.

Pat Sloan the voice of quilting™
www.patsloan.com



BONUS Project Coloring Page

Block 1– Hide and Seek

I hope you enjoy making this quilt. These instructions may not be reproduced by any mechanical or electronic means, including photocopying. Making copies for any purpose other than your own personal use is a violation of copyright laws. ©2020 Pat Sloan & Co. LLC, All rights reserved.

Pat Sloan the voice of quilting™
www.patsloan.com