

Main Street

Block 10/12 –Hometown Bakeries

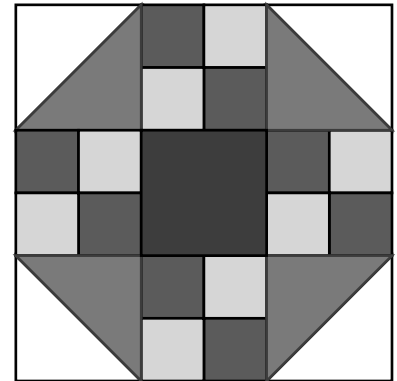
Hosted by Pat Sloan At Ilovetomakequilts.com

I have a love of bakeries! It's not just the yummy treats, it's the feeling I get when I enter a bakery and see all the beautiful goodies. Donuts, pastries, and rolls, oh my! I think in my next life I will own a bakery.

My Granny worked for a meat maker and her main job was to work at the Farmer's Market stands. She cut the meat and cheeses, then sold them at market. She also did most of her grocery shopping there. My favorite thing was to open the beautiful white bakery box she brought home from the market. You couldn't see inside so you never knew what delicious surprise she had found!

If you want to win me over, bring me goodies in a white pastry box!

Enter your email for my notice of each new block release & join my online group to share with everyone!



Block is 12.5" x 12.5"
Finished size 12" x 12"

Cutting Directions

Light fabric 1

– Cut 2 squares 5" x 5" for Half Square Triangles (HST)

Light fabric 2

– Cut 8 squares 2.5" x 2.5"

Medium fabric 1

– Cut 2 square 5" x 5" for Half Square Triangles (HST)

Medium fabrics 2

– Cut 8 squares 2.5" x 2.5"

Dark Fabric

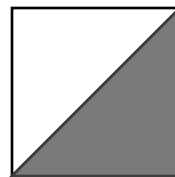
- Cut 1 square 4.5" x 4.5"

Directions

Using the 5" Light 1 and Medium 1 fabric squares make HSTs using method on my separate HST PDF sheet

trim to 4.5" square

Make 4 units



See my Book
"Pat Sloan's Teach Me to Sew Triangles"
For Step by Step photos for all kinds of
Triangle units

Pat Sloan the voice of quilting™
www.patsloan.com

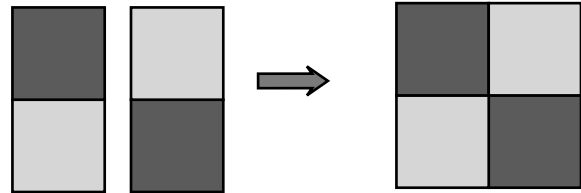
Website PatSloan.com - Articles & Tutorials blog.PatSloan.com
Online Community [Facebook.com/PatSloanQuiltFun](https://www.facebook.com/PatSloanQuiltFun)

I Love to Make Quilts.com

A site for Passionate Quilters
Hosted by Pat Sloan

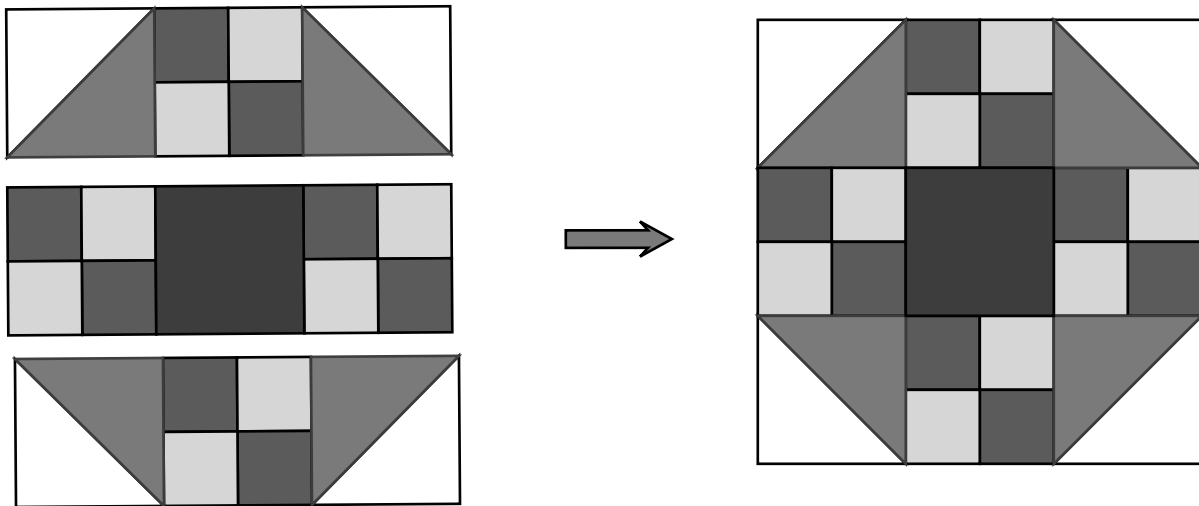
Directions

2) Following diagram sew 2 of the 2.5" Light 2 squares and 2 of the 2.5" Medium 2 Squares for a 4patch



Measures 4.5" x 4.5"
 Make 4

3) Following the diagram, Assemble the block
 Make 1
 Measures 12.5" x 12.5"

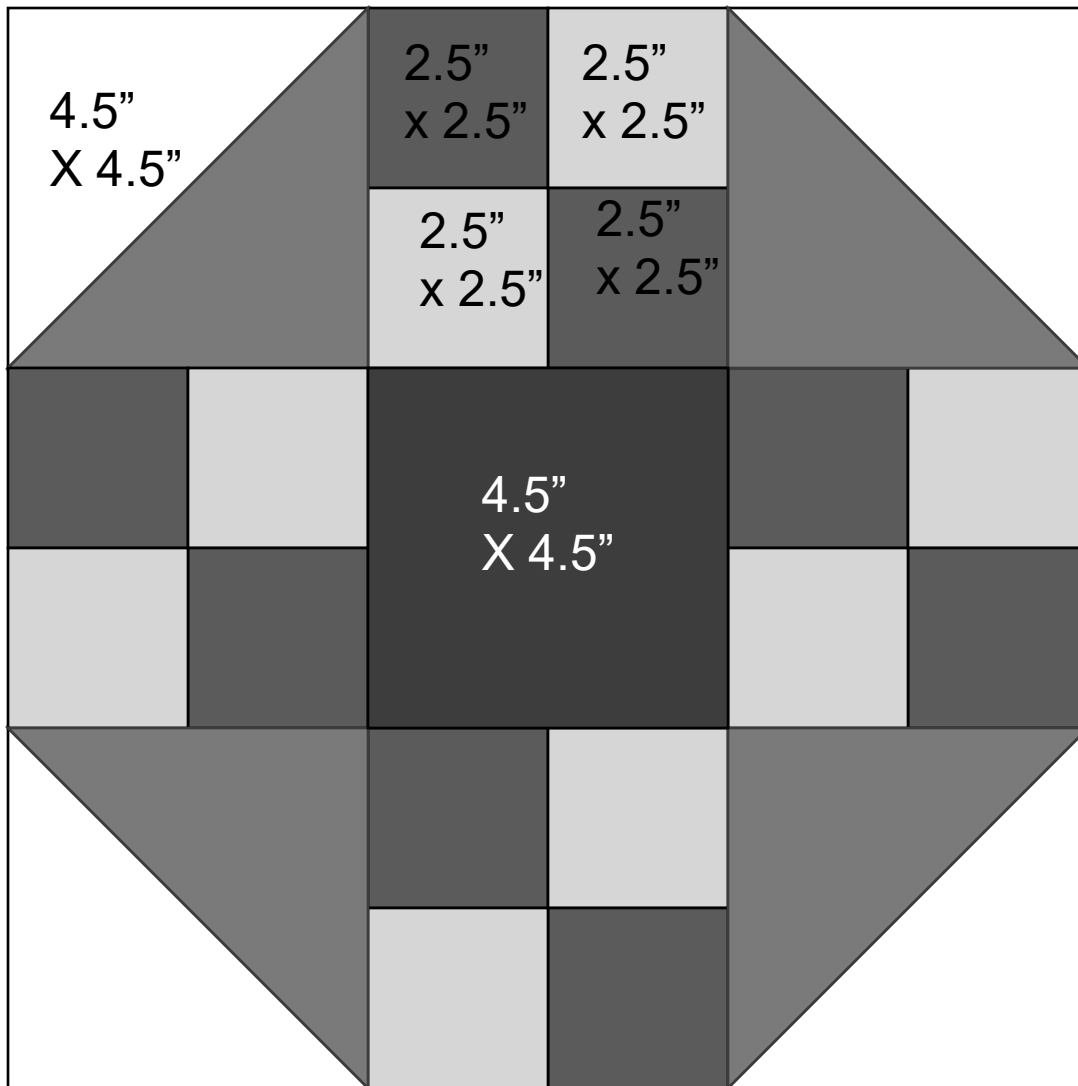


and

Main Street

Unfinished / CUTTING Sizes

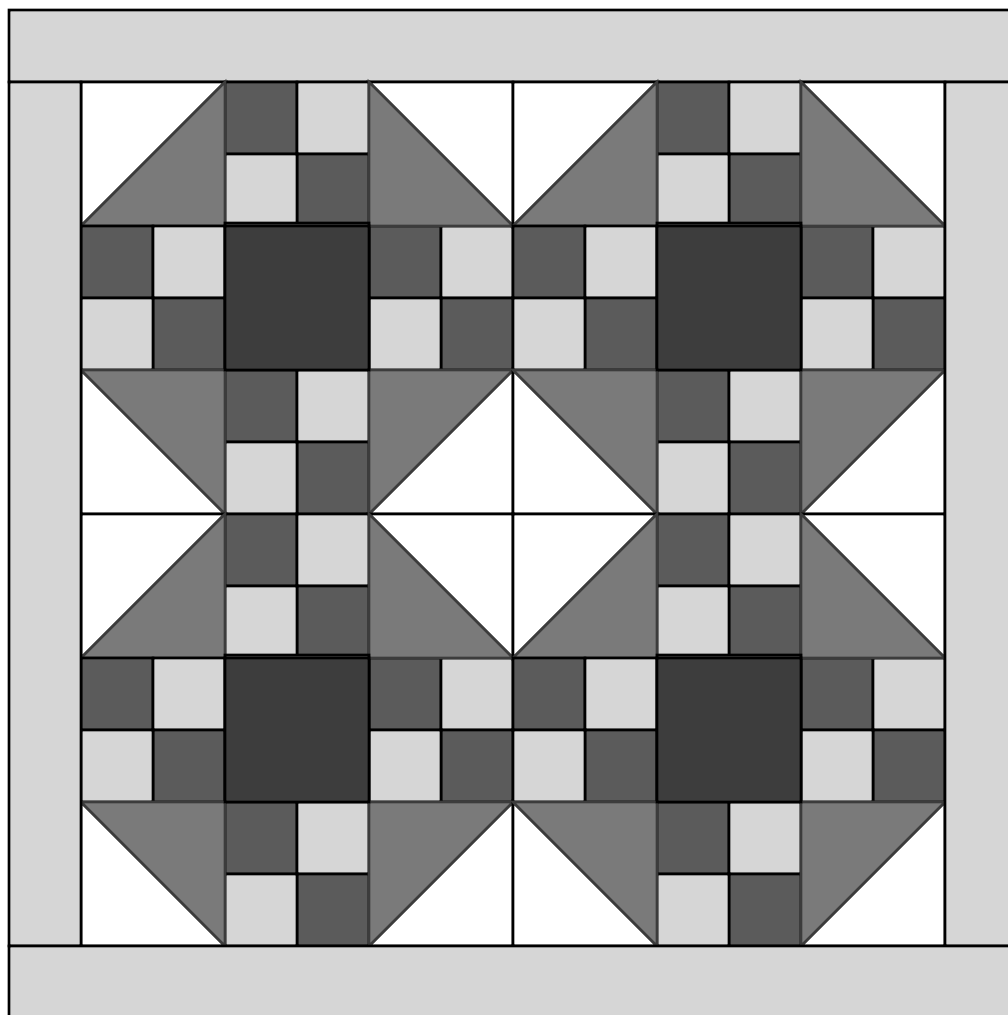
See directions for more details



Block is 12.5" x 12.5"

IN the Quilt it is finished size 12" x 12"

Main Street



****Size****
28.5" x 28.5"

Cut & make
4 Blocks

Cut
2 borders
2.5" x 24.5"
2 borders
2.5" x 28.5"

BONUS PROJECT

A Table mat for your bakery goodies!

Block 10/12 –Hometown Bakeries

Pat Sloan the voice of quilting™

www.patsloan.com

Website PatSloan.com - Articles & Tutorials blog.PatSloan.com

Online Community [Facebook.com/PatSloanQuiltFun](https://www.facebook.com/PatSloanQuiltFun)