

Main Street

Block 11/12 –The Fire Station

Hosted by Pat Sloan At Ilovetomakequilts.com


For the last 35 years I've lived around the corner from the Fire Station. In every town we go to we look for the Fire Station.

Did you know that people love to take photos of Fire Trucks? When Flickr was a big deal if you looked at Fire Truck photos there would be zillions likes and comments. Gregg would post his Fire Truck photos and they would get more comments than any other photo he posted.

Back to the station! Do you have a small station with one engine? Or a mega station with several? My hometown has a station right in the middle that was remodeled a few years ago. It's nice and up to date for them. In Gregg's hometown the Fire Station puts on events, like a carnival in the summer. I believe I won goldfish at the carnival one summer and they had to 'stay at my grandma's house' when we went home. I wonder what happened to those?

Tell me about your local Fire Station!

Enter your email for my notice of each new block release & join my online group to share with everyone!



Block is 12.5" x 12.5"
Finished size 12" x 12"

Cutting Directions

Light fabric

– Cut 4 squares 4" x 4" for Half Square Triangles (HST)

Medium fabric 1

– Cut 4 squares 4" x 4" for Half Square Triangles (HST)

Medium fabric 2

– Cut 2 squares 3.5" x 3.5"

Dark Fabric

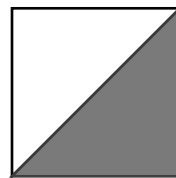
– Cut 6 squares 3.5" x 3.5"

Directions

Using the 4" Light and Medium 1 fabric squares make HSTs using method on my separate HST PDF sheet

trim to 3.5" square

Make 8 units



See my Book
"Pat Sloan's Teach Me to Sew Triangles"
For Step by Step photos for all kinds of
Triangle units



Pat Sloan the voice of quilting™
www.patsloan.com

Website PatSloan.com - Articles & Tutorials blog.PatSloan.com
Online Community [Facebook.com/PatSloanQuiltFun](https://www.facebook.com/PatSloanQuiltFun)

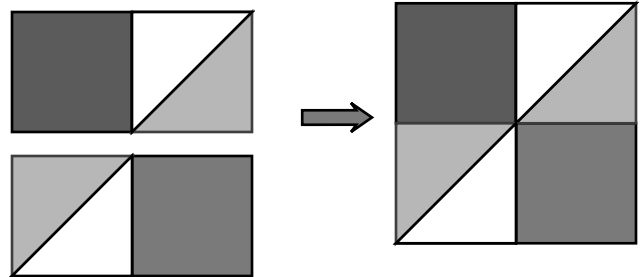
I Love to Make Quilts.com

A site for Passionate Quilters
Hosted by Pat Sloan

Directions

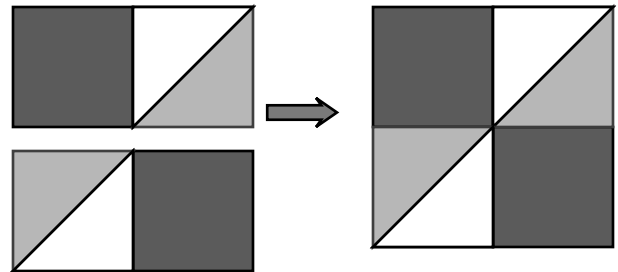
2) Following diagram using a dark square, a Medium square, and 2 HST sew this unit.

Measures 6.5" x 6.5"
Make 2

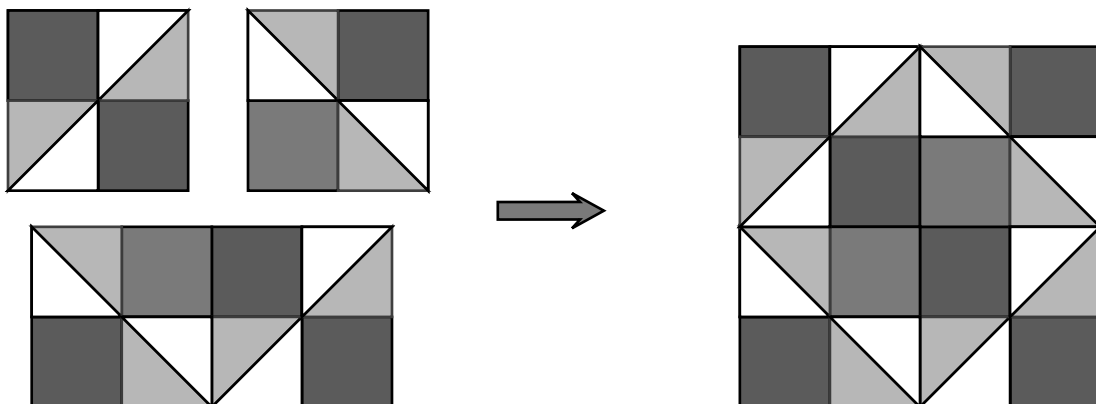


3) Following diagram using 2 dark squares, and 2 HST sew this unit.

Measures 6.5" x 6.5"
Make 2



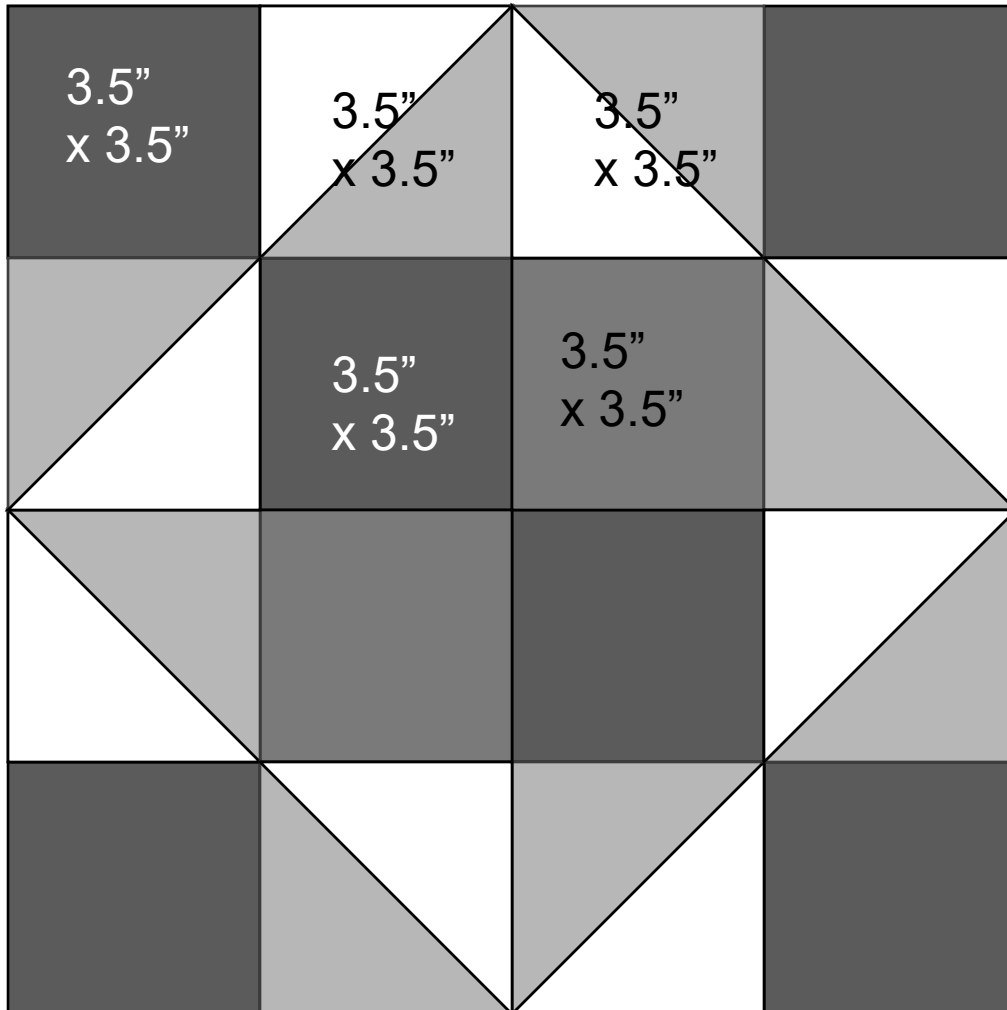
4) Following the diagram, Assemble the block
Make 1
Measures 12.5" x 12.5"



Main Street

Unfinished / CUTTING Sizes

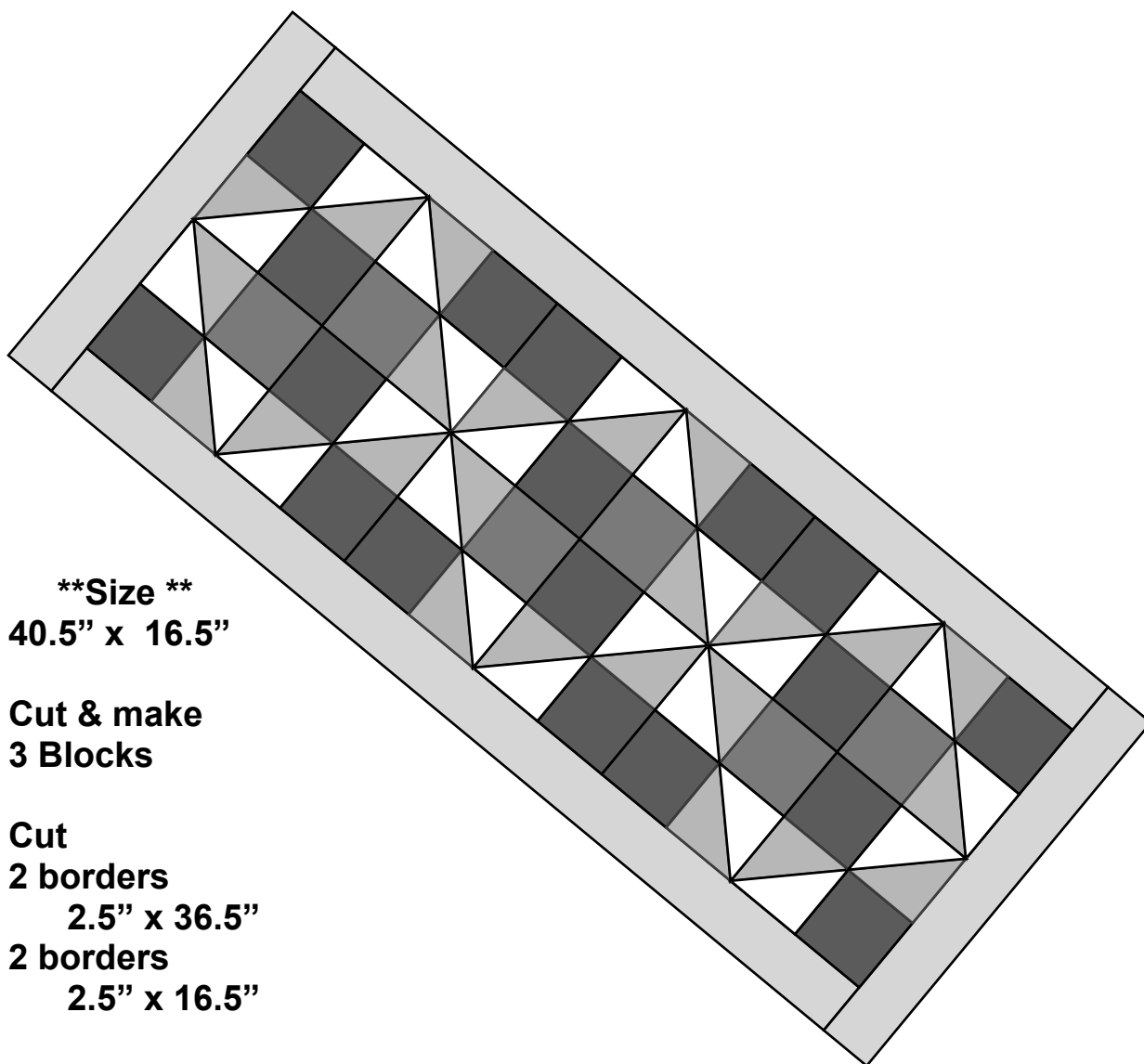
See directions for more details



Block is 12.5" x 12.5"

IN the Quilt it is finished size 12" x 12"

Main Street



****Size ****
40.5" x 16.5"

Cut & make
3 Blocks

Cut
2 borders
2.5" x 36.5"
2 borders
2.5" x 16.5"

BONUS PROJECT

Block 11/12 –The Fire Station

Pat Sloan the voice of quilting™

www.patsloan.com

Website PatSloan.com - Articles & Tutorials blog.PatSloan.com

Online Community Facebook.com/PatSloanQuiltFun