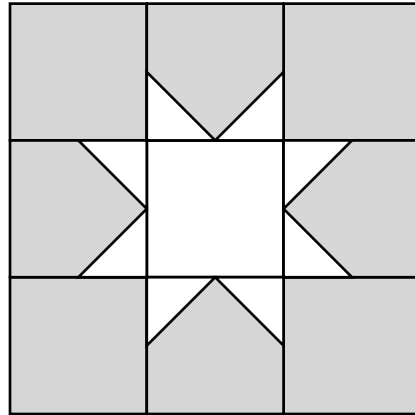


Happy Everything Bonus

Block 12 – Put a Star on it



Block is 9.5" x 9.5"
Finished size 9"x 9"

Enter your email for my notice of each new block release & join my online group to share with everyone!

Cutting & Sewing

Block Star Fabric 2 different fabrics

- Cut 1 square 3.5" x 3.5"
- Cut 8 squares 2" x 2" Draw a Diagonal Line on the back of each

Block background Fabric -

- Cut 8 squares 3.5" x 3.5"



See my Book
"Pat Sloan's Teach Me to Sew Triangles"
For Step by Step photos and methods to
make more at one time

Pat Sloan the voice of quilting™
www.patsloan.com

I hope you enjoy making this quilt. These instructions may not be reproduced by any mechanical or electronic means, including photocopying. Making copies for any purpose other than your own personal use is a violation of copyright laws. ©2022 Pat Sloan & Co. LLC, All rights reserved.

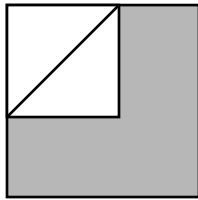
I Love to Make Quilts.com

A site for Passionate Quilters
Hosted by Pat Sloan

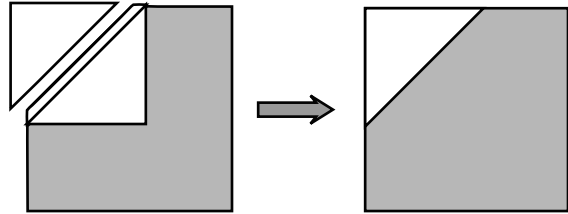
Happy Everything Bonus

Block Directions

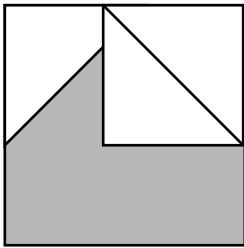
1) Following the diagram place the Small star square on the background square, Right sides together
Sew ON the line.
Make 4
Measures 3.5" x 3.5"



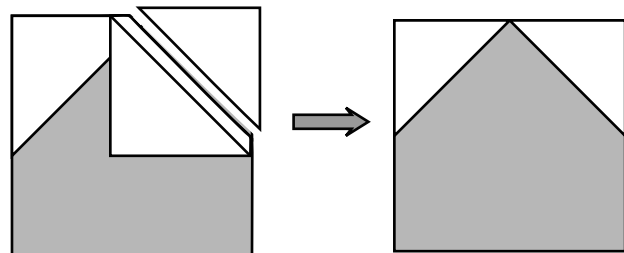
2) Following the diagram trim away Leaving a 1/4" seam allowance.
Trim 4
Press triangle open to form a square
Measures 3.5" x 3.5"



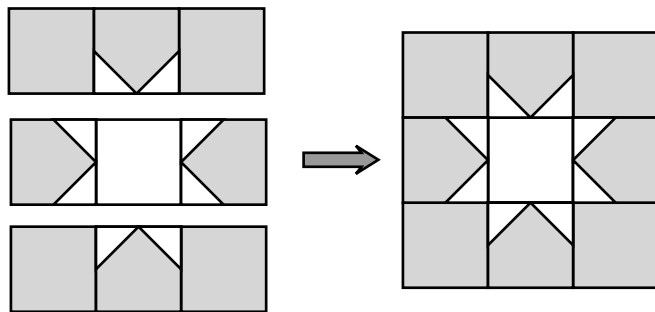
3) Following the diagram place another star square on the background, right sides together
Sew ON the line.
Make 4
Measures 3.5" x 3.5"



4) Following the diagram trim away the other side Leaving a 1/4" seam allowance.
Trim 4
Press triangles open to make a square
Measures 3.5" x 3.5"



5) Following diagram Sew Star
Measures 9.5" x 9.5"



Pat Sloan the voice of quilting™
www.patsloan.com

I Love to Make Quilts.com

I hope you enjoy making this quilt. These instructions may not be reproduced by any mechanical or electronic means, including photocopying.

Making copies for any purpose other than your own personal use is a violation of copyright laws. ©2022 Pat Sloan & Co. LLC, All rights reserved.

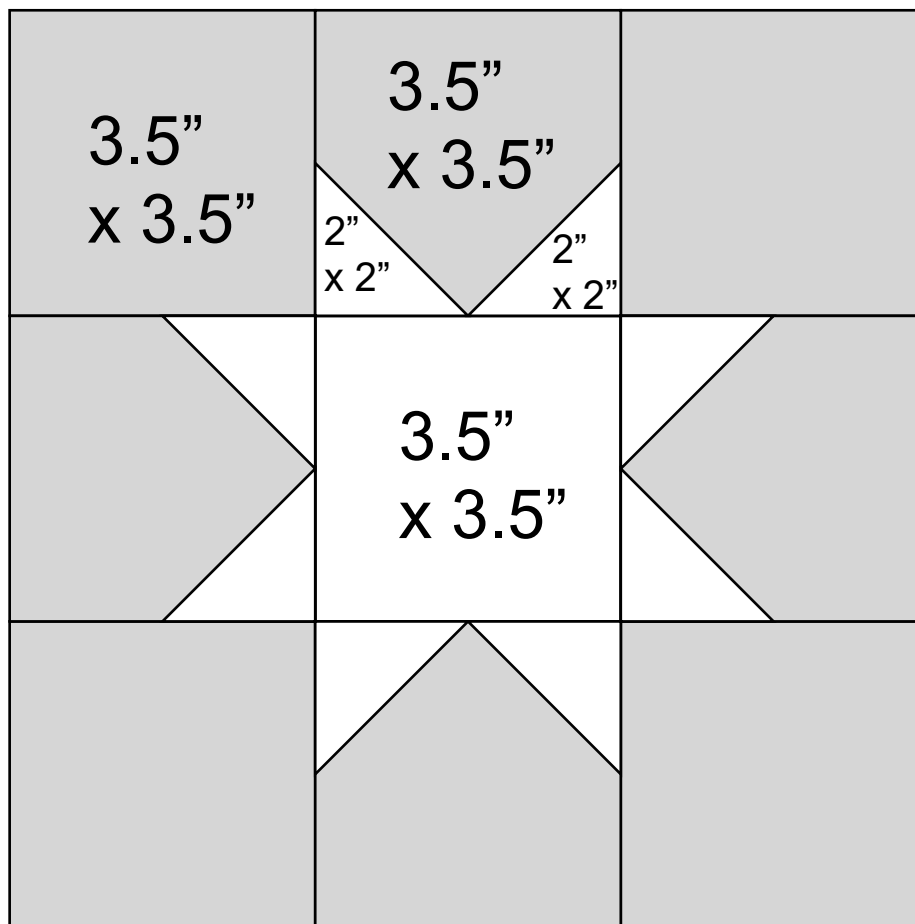
A site for Passionate Quilters
Hosted by Pat Sloan

(Page - 2)

Happy Everything Bonus

Sew & Flip Corners
See My Triangle book
For photos

Unfinished Sizes



Block is 9.5" x 9.5"

IN the Quilt it is finished size 9" x 9"

Pat Sloan the voice of quilting™
www.patsloan.com

I Love to Make Quilts.com

I hope you enjoy making this quilt. These instructions may not be reproduced by any mechanical or electronic means, including photocopying.

Making copies for any purpose other than your own personal use is a violation of copyright laws. ©2022 Pat Sloan & Co. LLC, All rights reserved.

A site for Passionate Quilters
Hosted by Pat Sloan

(Page - 3)