


A Flower Bouquet

Block 13/20 – Veggie Gardens

Hosted by Pat Sloan At Ilovetomakequilts.com

From my first tomato plant in our back yard in Brussels Belgium, to rows of green beans on the side of my current home, I seem to have planted vegetables. I might have dreamed of having a mini farm 'back in the day'. My favorite magazine was Country living and if they had a garden it had my full attend to see how it was done.



Blocks are 12.5" x 12.5"
Finished size 12" x 12"

Nowadays we have so much information at our fingertips. I don't plant any vegetables right now but I do still dream of a little herb garden and maybe a few tomato plants.

A weed is a plant that has mastered every survival skill except for learning how to grow in rows. – **Doug Larson**

Enter your email for my notice of each new block release & join my online group to share with everyone!

Ruler Cutting Only

Light fabrics

- Cut 18 squares 2.5" x 2.5"

Medium fabrics

- Cut 18 squares 2.5" x 2.5"



Gemini Die Cutting

Light fabrics

- Cut 18 squares 2.5" x 2.5"

Medium fabrics

- Cut 18 squares 2.5" x 2.5"

TIP

Go Scrappy! This is the block that will use up all your smaller squares. You can even sew some together to make the 2.5". Use it up!

See my Book
"Pat Sloan's Teach Me to Sew Triangles"
For Step by Step photos and methods to
make more at one time

I Love to Make Quilts.com

A site for Passionate Quilters
Hosted by Pat Sloan

Website PatSloan.com - Articles & Tutorials blog.PatSloan.com
Online Community [Facebook.com/PatSloanQuiltFun](https://www.facebook.com/PatSloanQuiltFun)

Directions


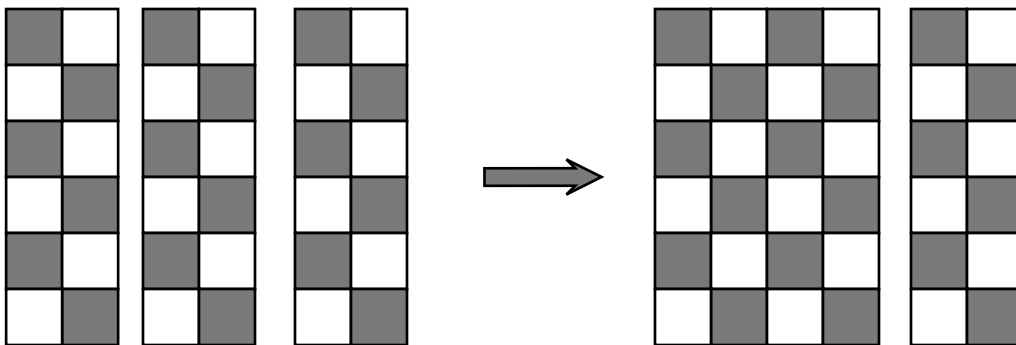
1) Lay out your block alternating medium and light squares.

Sew in columns

Sew the columns together

Measures 12.5" x 12.5"

Make 1



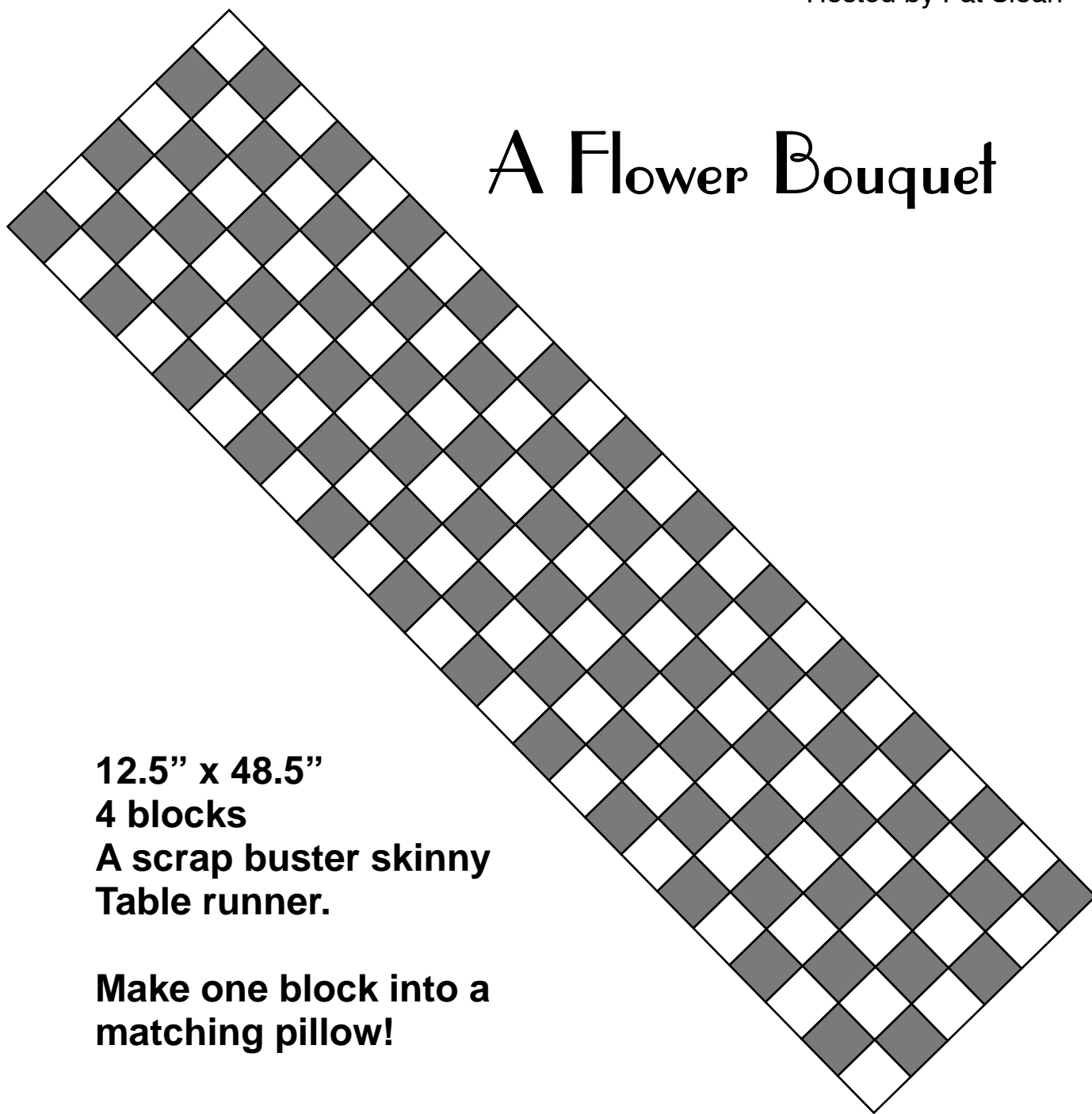
Unfinished / CUTTING Sizes

See directions for more details

2.5" x 2.5"	2.5" x 2.5"				

Block is 12.5" x 12.5"

IN the Quilt it is finished size 12" x 12"




A Flower Bouquet

12.5" x 48.5"

4 blocks

**A scrap buster skinny
Table runner.**

**Make one block into a
matching pillow!**



A Flower Bouquet

Block placement

See project page for layout directions