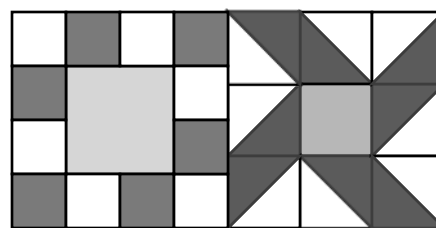


A Flower Bouquet

Block 15/20 –Rose Gardens

Hosted by Pat Sloan At Ilovetomakequilts.com



Blocks are 6.5" x 12.5"
Finished size 6" x 12"

My mom's favorite flower is pink roses. For years I wanted rose bushes but never bought them as I thought they were too fussy. One year I noticed some bush type roses and they indicated they were a very hardy variety. This began my love of a rose bush in the yard.

Right now I need to buy a new one and my current favorite is a Jacob's Coat were the roses are variegated in oranges and pinks

We can complain because rose bushes have thorns, or rejoice because thorn bushes have roses.

–**Abraham Lincoln**

Enter your email for my notice of each new block release & join my online group to share with everyone!

Flower Squares block

Ruler Cutting

Light fabrics


– Cut 6 squares 2" x 2"

Medium fabrics

– Cut 1 square 3.5" x 3.5"

Dark fabrics

– Cut 6 squares 2" x 2"



Friendship Windmill block

Ruler Cutting

Light fabrics

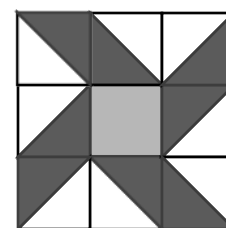
– Cut 4 squares 3" x 3"

Medium fabrics

– Cut 1 square 2.5" x 2.5"

Dark Fabric

– Cut 4 squares 3" x 3"



Gemini Die Cutting

Light fabrics

– Cut 6 squares 2" x 2"

Medium fabrics

– Cut 1 square 3.5" x 3.5"

Dark fabrics

– Cut 6 squares 2" x 2"

TIP:
USE scraps
for squares

Gemini Die Cutting

Light fabrics

– Cut 8 triangles 2.5" x 2.5"

Medium fabrics

– Cut 1 square 2.5" x 2.5"

Dark Fabric

– Cut 8 triangles 2.5" x 2.5"

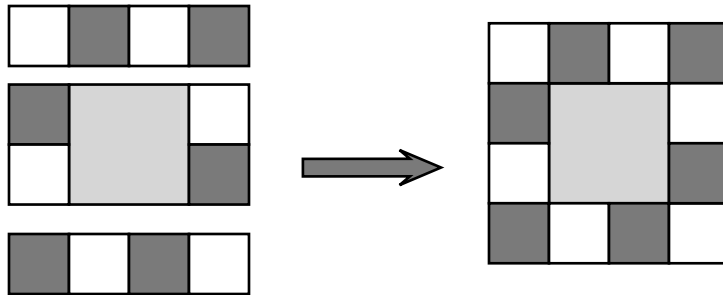
I Love to Make Quilts.com

A Flower Bouquet

Directions Flower Bud

1) Following the diagram 2.5" light squares, 2.5" dark square, and medium center square together

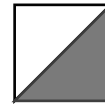
Measures 6.5" x 6.5"



Directions Friendship Star

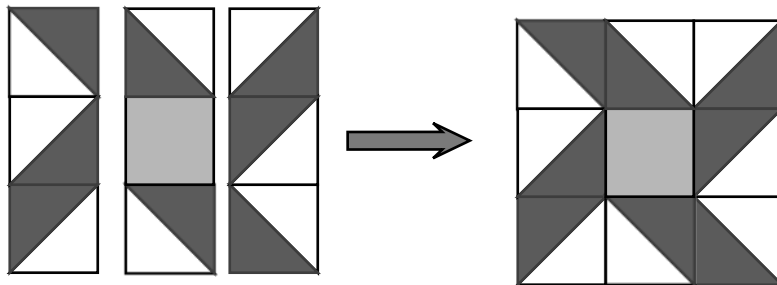
1) Using the 3" light and 3" dark fabric squares make HSTs
trim to 2.5" square

Make 8 units



3) Following the diagram Sew the medium square, and HST together

Measures 6.5" x 6.5"



**Need to spiff up your skills?
Or maybe you are self taught?
My book "Pat Sloan's Teach Me to Make my First Quilt"
Has Step by Step photos and methods to fill in all those gaps
And have you making amazing pro
make more at one time**

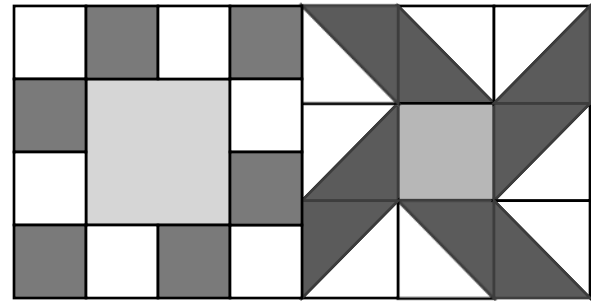
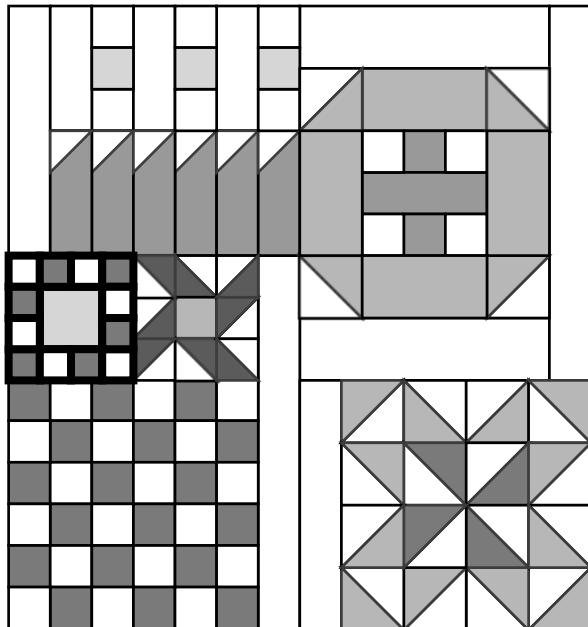
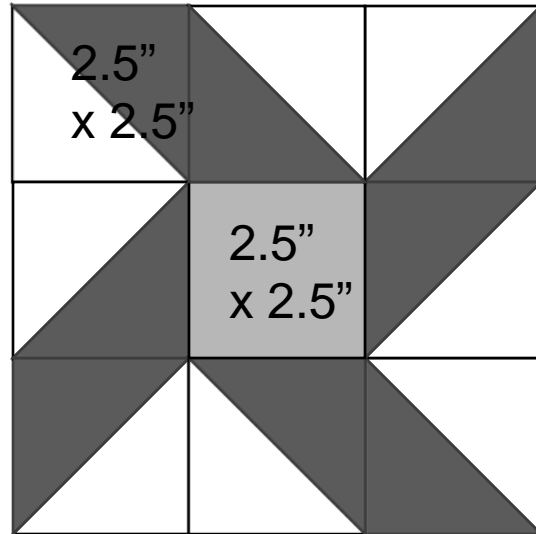
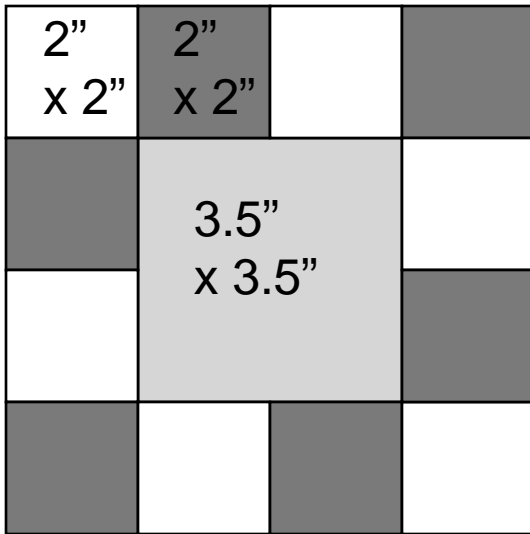
I Love to Make Quilts.com

A site for Passionate Quilters
Hosted by Pat Sloan

A Flower Bouquet

Unfinished / CUTTING Sizes

See directions for more details



Sew together

Unit is 6.5" x 12.5"

IN the Quilt it is finished size 6" x 12"

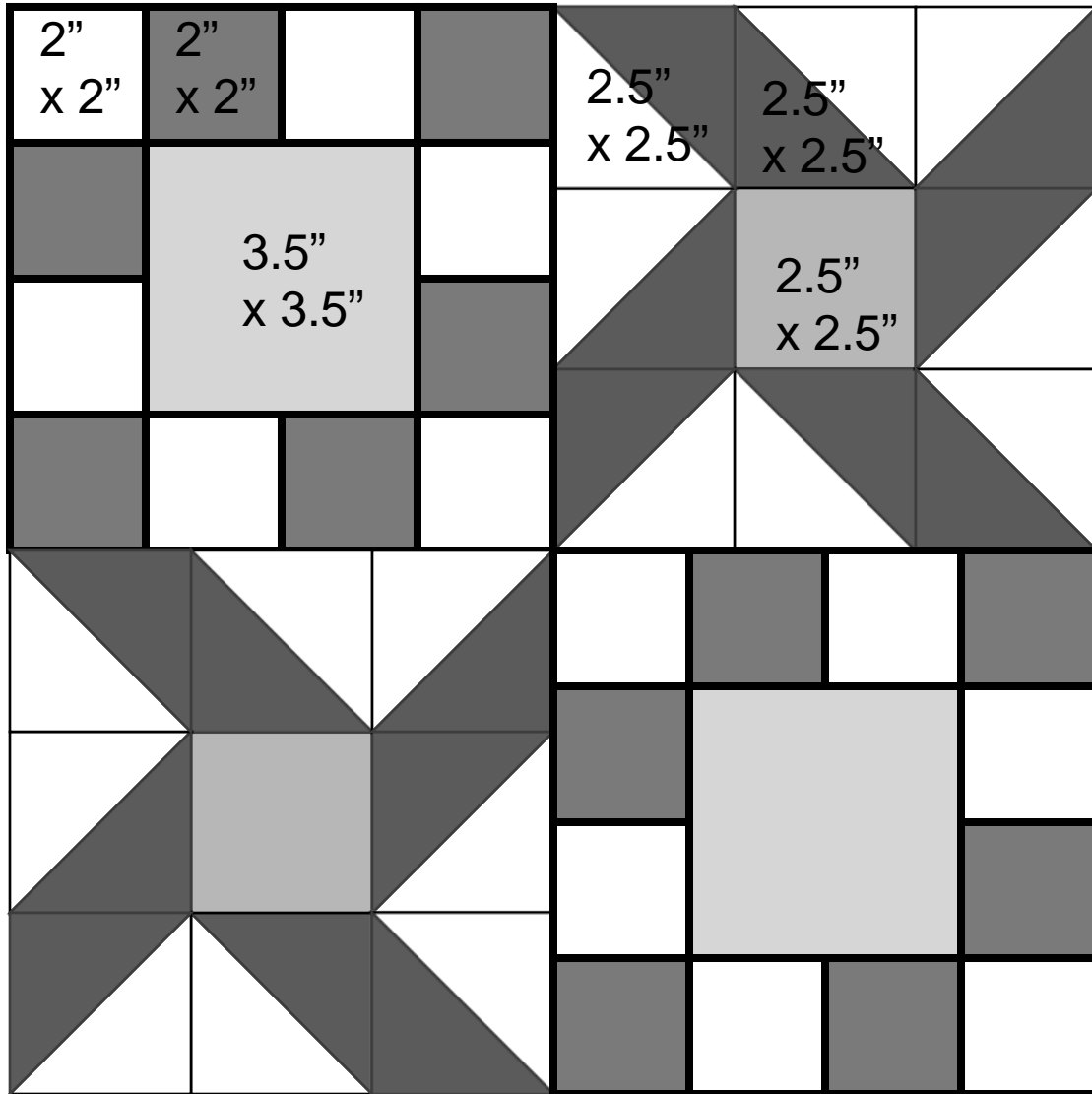
Pat Sloan the voice of quilting™
www.patsloan.com

Block 15/20 –Rose Gardens

Website PatSloan.com - Articles & Tutorials blog.PatSloan.com
Online Community Facebook.com/PatSloanQuiltFun

(Page - 3)

A Flower Bouquet



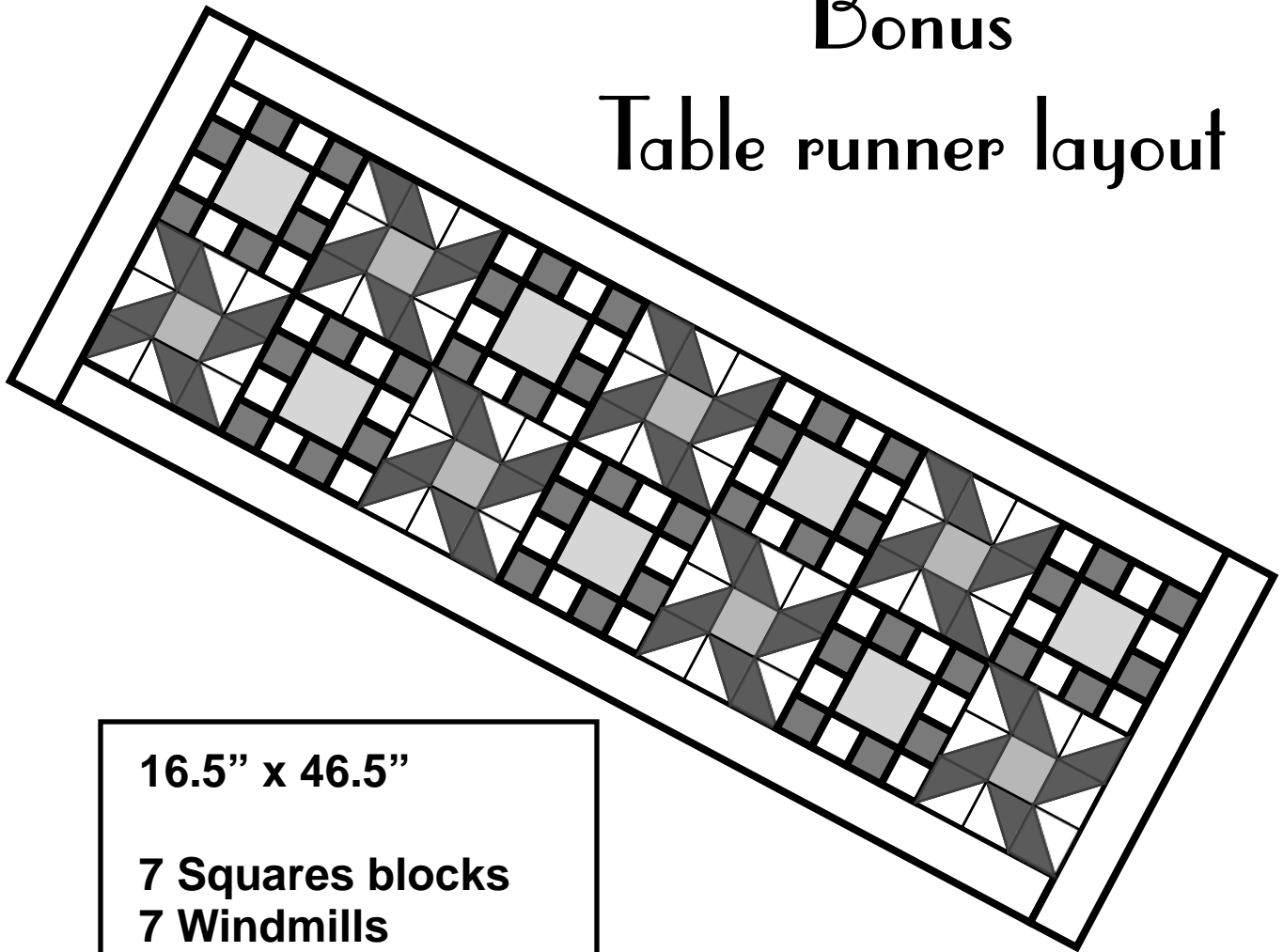
BONUS Block layout is 12.5" x 12.5"
IN the Quilt it is finished size 12" x 12"

Block 10/20 –Picking Flowers

A Flower Bouquet

Bonus

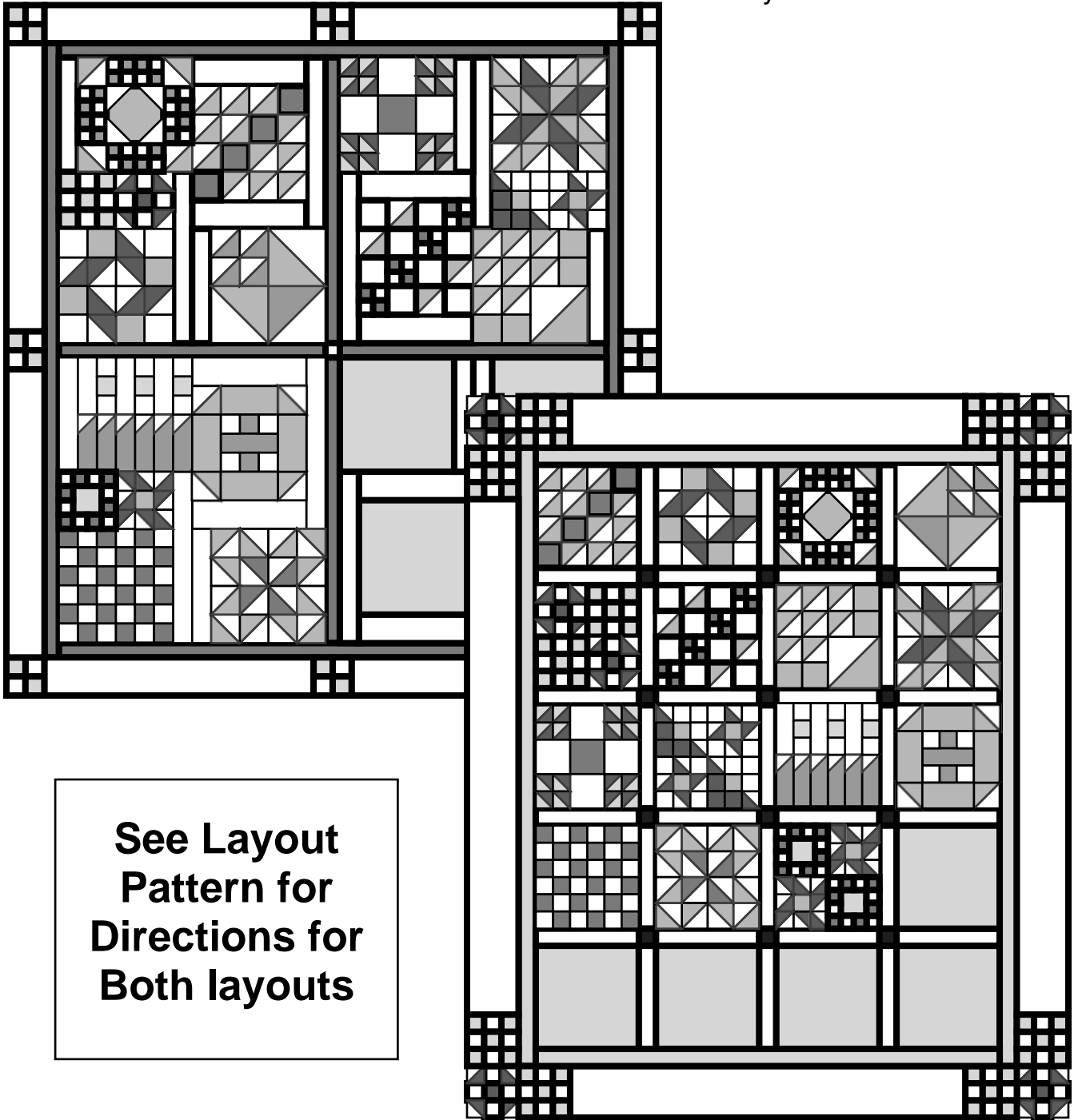
Table runner layout



16.5" x 46.5"

7 Squares blocks
7 Windmills

2 strips 2.5" x 42.5"
2 strips 2.5" x 16.5"



**See Layout
Pattern for
Directions for
Both layouts**

**Block 10/20 –Picking Flowers
Layouts**