

A Flower Bouquet

Block 17/20 – Perennials or Annuals?

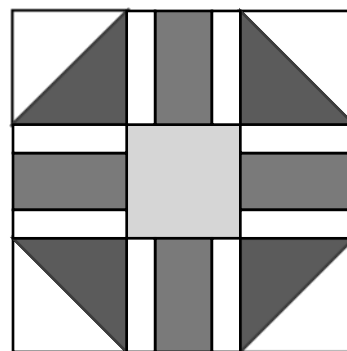
Hosted by Pat Sloan At Ilovetomakequilts.com

What makes your heart skip a beat, the first leaves of a perennial popping out of the ground? Or the sunny flowers of an annual that you enjoy right away?

Do you fill your garden with both? I have several perennials like Iris, daffodil, hosta, day lilies, peonies and a few other bulbs. My heart does skip a beat when I can load up the car with instant color with trays of geraniums, petunias, and more!

I grow plants for many reasons: to please my eye or to please my soul, to challenge the elements or to challenge my patience, for novelty or for nostalgia, but mostly for the joy in seeing them grow. – David Hobson

Enter your email for my notice of each new block release & join my online group to share with everyone!



Blocks are 12.5" x 12.5"
Finished size 12" x 12"

Ruler Cutting

Light Fabric

- Cut 8 strips 1.5" x 4.5"

Light Fabric background

- Cut 2 squares 5" x 5" for HST

Medium Fabric

- Cut 1 square 4.5" x 4.5"

Medium Dark Fabric

- Cut 4 strips 2.5" x 4.5"

Dark Fabrics

- Cut 2 squares 5" x 5" for HST



See my Book
"Pat Sloan's Teach Me to Sew Triangles"
For Step by Step photos and methods to
make more at one time

Gemini Die Cutting Dies

Light Fabric background

- Cut 4 triangles 4.5" x 4.5" for HST

Medium Fabric

- Cut 1 square 4.5" x 4.5"

Dark Fabrics

- Cut 4 triangles 4.5" x 4.5" for HST

Ruler Cutting

Light Fabric

- Cut 8 strips 1.5" x 4.5"

Medium Dark Fabric

- Cut 4 strips 2.5" x 4.5"

I Love to Make Quilts.com

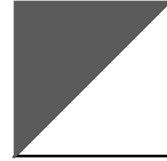
Website PatSloan.com - Articles & Tutorials blog.PatSloan.com
Online Community [Facebook.com/PatSloanQuiltFun](https://www.facebook.com/PatSloanQuiltFun)

A site for Passionate Quilters
Hosted by Pat Sloan

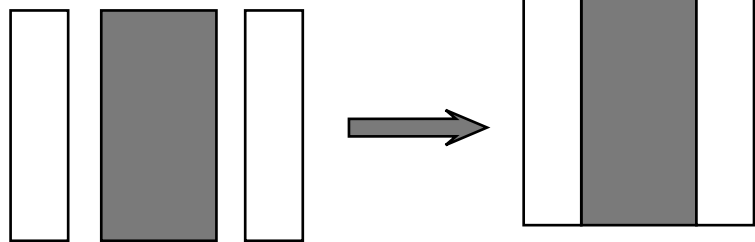
Directions

Directions

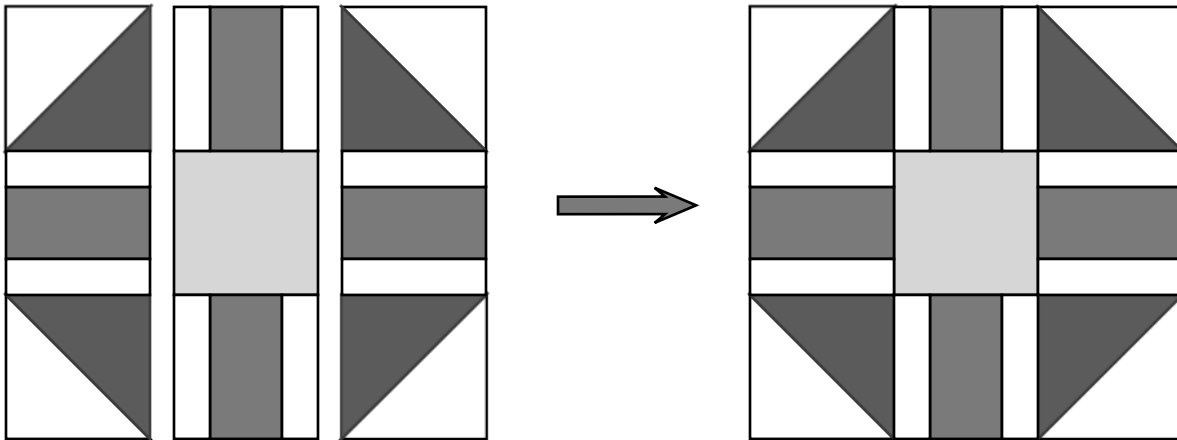
1) Sew 5" light background and 5" dark squares using HST method.
Make 4 units - trim to 4.5" square



2) Following the diagram sew the 1.5" x 4.5" light fabric strip to either side of the medium dark 2.5" x 4.5" strips
Measures 4.5" x 4.5"
Make 4

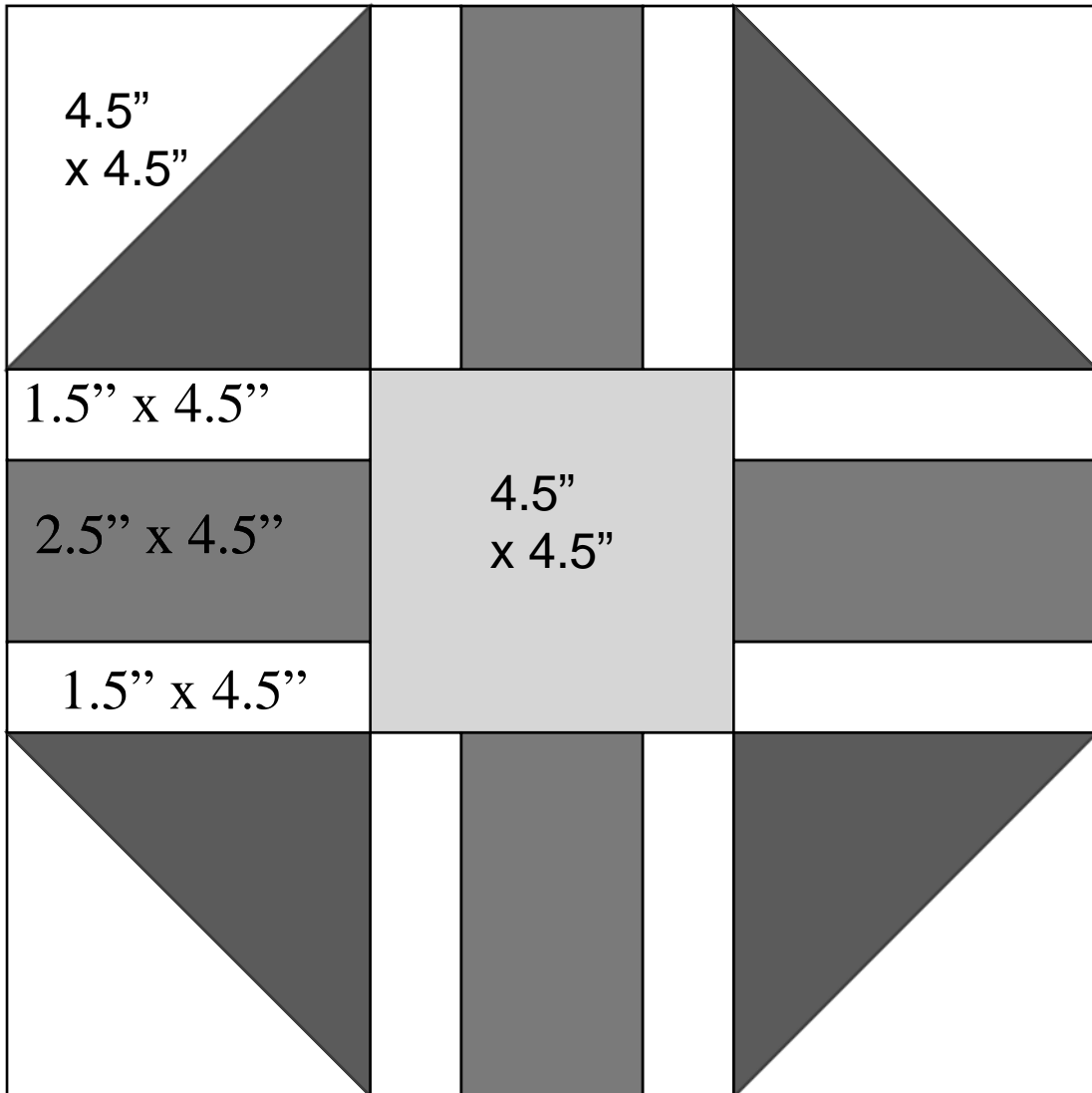


3) Following the diagram sew the Block
Measures 12.5" x 12.5"
Make 1



Unfinished / CUTTING Sizes

See directions for more details




Block is 12.5" x 12.5"

IN the Quilt it is finished size 12" x 12"

A Flower Bouquet

I Love to Make Quilts.com

A site for Passionate Quilters
Hosted by Pat Sloan




54.5" x 68.5" 20 blocks
31 Sashings 2.5" x 12.5"
12 center squares 2.5" x 2.5"

Pat Sloan the voice of quilting™
www.patsloan.com

Block 17/20 – Perennials or Annuals?

Website PatSloan.com - Articles & Tutorials blog.PatSloan.com
Online Community Facebook.com/PatSloanQuiltFun

(Page -4)



A Flower Bouquet

Block placement

See project page for layout directions