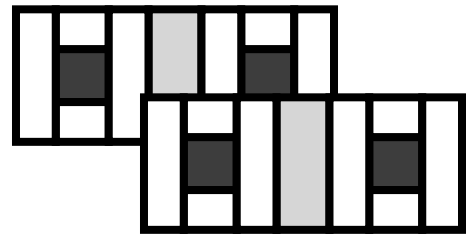


'Home Is.'

Block 17 – Ding Dong

Hosted by Pat Sloan At llovetomakequilts.com



Block is 5.5" x 12.5"

Finished size 5" x 12"

MAKE 2 BLOCKS

Ding Dong.... The Front Door is the welcome sign of our homes. You might have a brightly painted door with a wonderful screen that closes with a squeak. Maybe you have a cool doorbell chime (mine plays a tune!). Whatever your front door looks like, it speaks volumes about you.

When Gregg and I were looking for the home we are in now, a big requirement was to have a front porch. It was something Gregg grew up with and I loved the idea of being able to sit out on the porch when it rains, to be sheltered, and to have a porch surrounded by flowers. My grandma had a 'Davenport' slider on her front porch, that is something I'd love to get. With a gorgeous blue Hydrangea like she had.

I know some people don't use the front door, you might use the garage or a side door, so that is what you can focus on. Today we celebrate front doors, tell me about yours!

Enter your email for my notice of each new block release & join my online group to share with everyone!

Cutting Directions

Light fabric

- Cut 4 rectangles 2" x 5.5"
- Cut 4 rectangles 2" x 2.5"

Medium fabric

- Cut 1 rectangle 2.5" x 5.5"

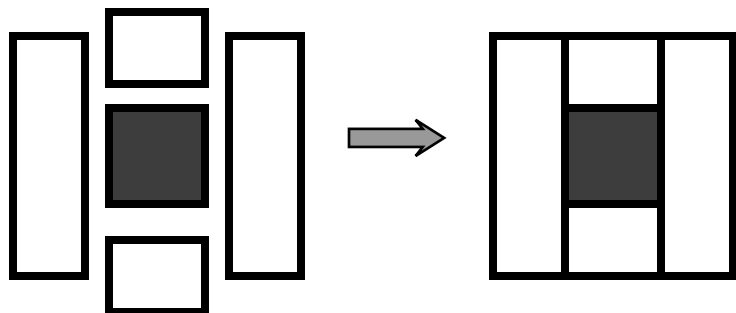
Dark fabric

- Cut 2 squares 2.5" x 2.5"

**Make 2 of
These blocks**

Directions

- 1) Following the diagram sew together 2 Light 2" x 5.5" Rectangles, 2 light 2" x 2.5" rectangles and 1 dark 2.5" x 2.5" square
Measures 5.5" x 5.5"
Make 4 units



Pat Sloan the voice of quilting™
www.patsloan.com

I hope you enjoy making this quilt. These instructions may not be reproduced by any mechanical or electronic means, including photocopying.

Making copies for any purpose other than your own personal use is a violation of copyright laws. ©2021 Pat Sloan & Co. LLC, All rights reserved.

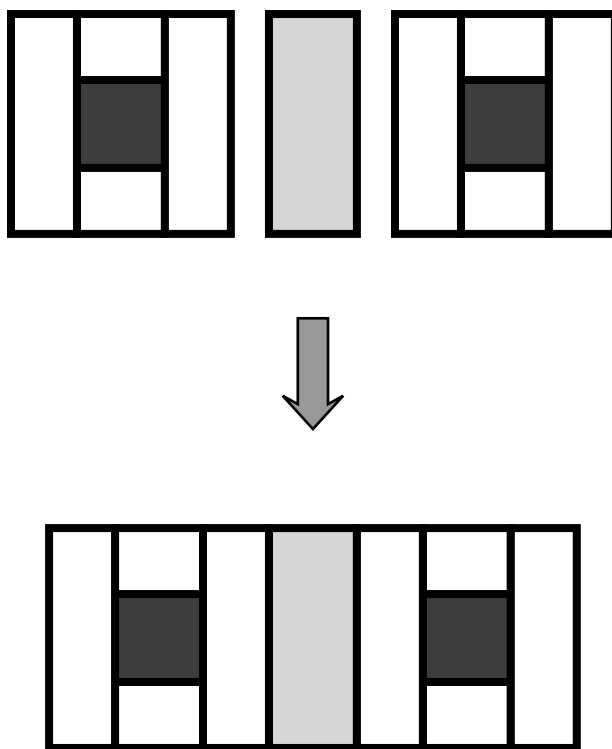
I Love to Make Quilts.com

A site for Passionate Quilters
Hosted by Pat Sloan

Directions

2) Following diagram sew a unit from step #1 to both sides of the 2.5" x 5.5" Medium rectangle

Measures 5.5" x 12.5"
Make 2

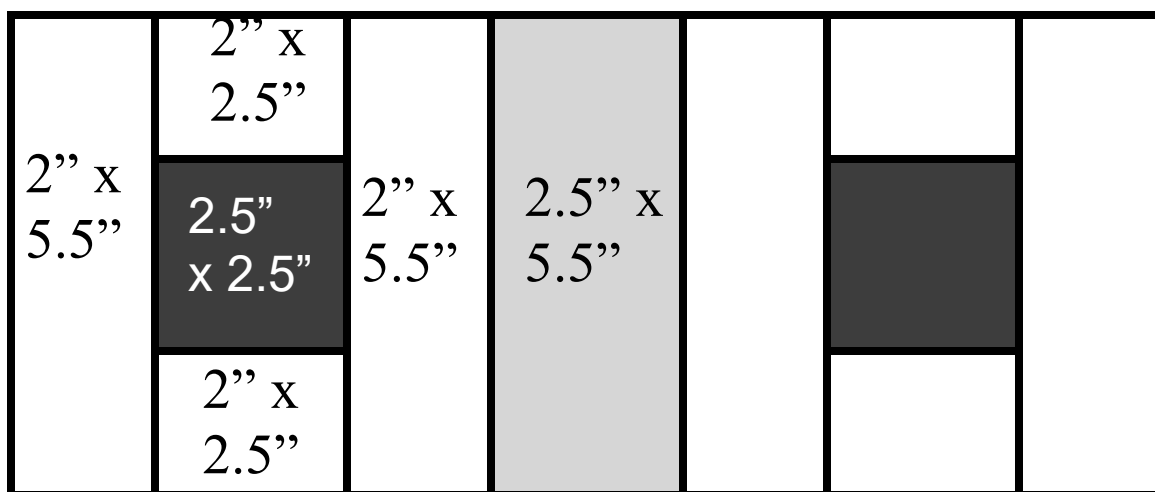


Block 17 – Ding Dong

I hope you enjoy making this quilt. These instructions may not be reproduced by any mechanical or electronic means, including photocopying. Making copies for any purpose other than your own personal use is a violation of copyright laws. ©2021 Pat Sloan & Co. LLC, All rights reserved.

Unfinished / CUTTING Sizes

See directions for more details



**Make 2 of
These blocks**

Block is 5.5" x 12.5"
 IN the Quilt it is finished size 5" x 12"

Block 17 – Ding Dong

I hope you enjoy making this quilt. These instructions may not be reproduced by any mechanical or electronic means, including photocopying. Making copies for any purpose other than your own personal use is a violation of copyright laws. ©2021 Pat Sloan & Co. LLC, All rights reserved.

BONUS Project

Use up scraps!

54.5" x 68.5"




40 Blocks

51 strips

2.5" x 12.5"

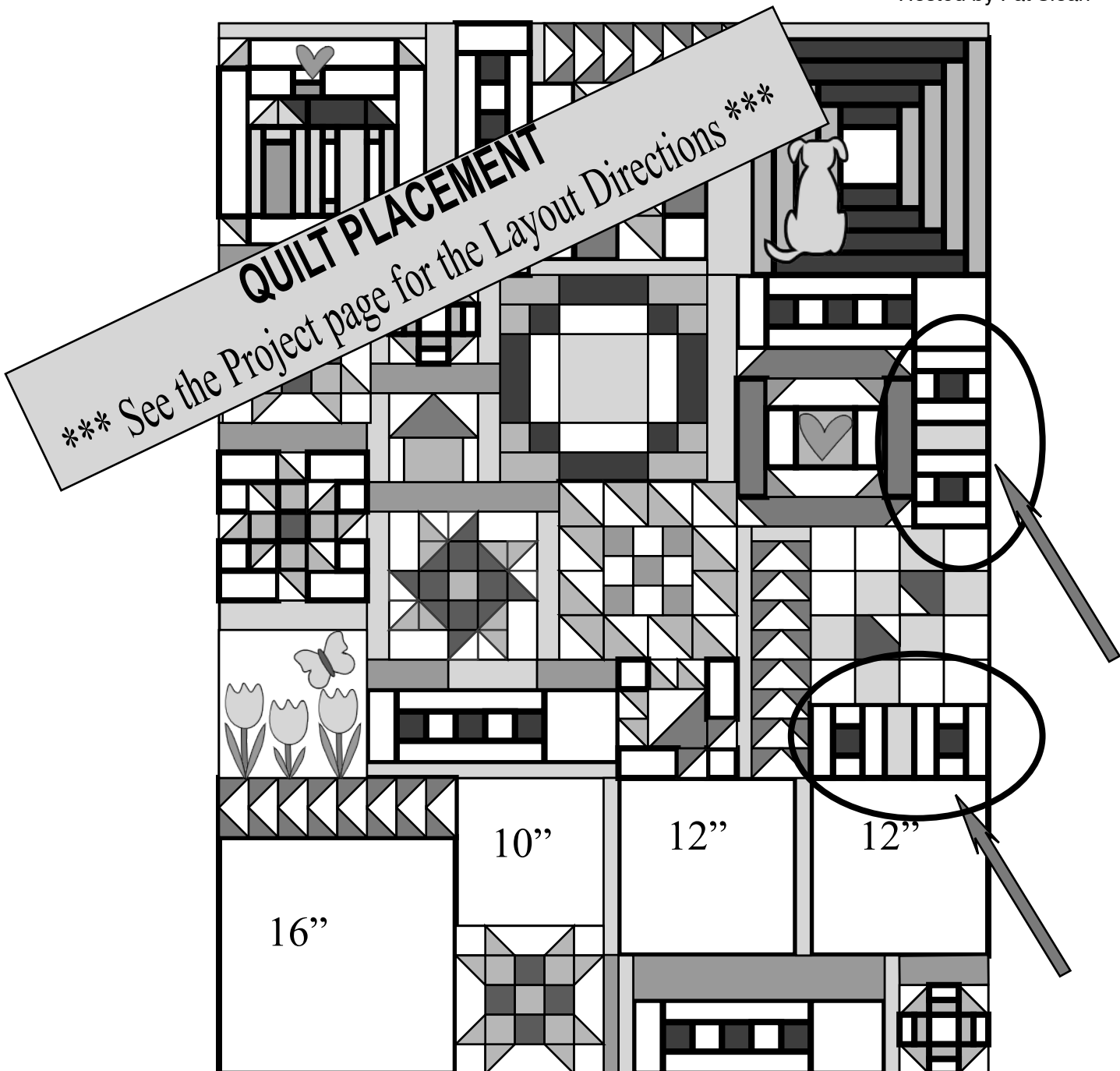
12 squares

2.5" x 2.5"



Block 17 – Ding Dong

I hope you enjoy making this quilt. These instructions may not be reproduced by any mechanical or electronic means, including photocopying. Making copies for any purpose other than your own personal use is a violation of copyright laws. ©2021 Pat Sloan & Co. LLC, All rights reserved.



QUILT PLACEMENT

*** See the Project page for the Layout Directions ***

I hope you enjoy making this quilt. These instructions may not be reproduced by any mechanical or electronic means, including photocopying. Making copies for any purpose other than your own personal use is a violation of copyright laws. ©2021 Pat Sloan & Co. LLC, All rights reserved.

Pat Sloan the voice of quilting™
 www.patsloan.com