


Block 18/25

The Fridge

Grandma's Kitchen Challenge

Hosted by Pat Sloan At Ilovetomakequilts.com

Center to many a grandma's kitchen is the Fridge! When I was very little my half-a-modern grandma had a very old fridge that I was fascinated with. It looked old, and I remember tales of having ice blocks brought in for the freezer.



SQUARE Block to 12.5" x 12.5"

Finished in the quilt is Size 12"

And it's what was in grandma's fridge that holds Memories. How about those metal ice cube trays? The block this week is my version of those! And this grandma also had milk delivered to a metal box outside the kitchen door in the alley. The milk came in glass bottles and it tasted way better than our milk at home!

What was in your grandma's fridge?

My Grandma's Kitchen challenge runs - June 28, 2017 to Nov 22, 2017.

We will be making a quilt with 25 blocks... and Somewhere along this journey I'll give you a setting.

Enter your email for my notice of each new block release & join my online group to share with everyone!

Cutting & Sewing

Light Fabric

- Cut 4 squares 4.5" x 4.5"

TIP

You may want to use multiple fabrics for your block. This is the total needed

Medium Fabric

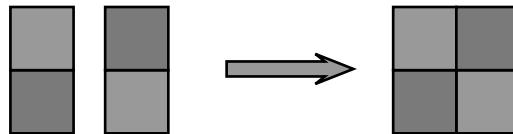
- Cut 10 squares 2.5" x 2.5"

Dark Fabric

- Cut 10 squares 2.5" x 2.5"

Directions

- 1) Sew a 4-patch unit with 2 medium and 2 dark 2.5" squares
Make 5 units - Measure 4.5" x 4.5" square



Layout Directions
on Next Page

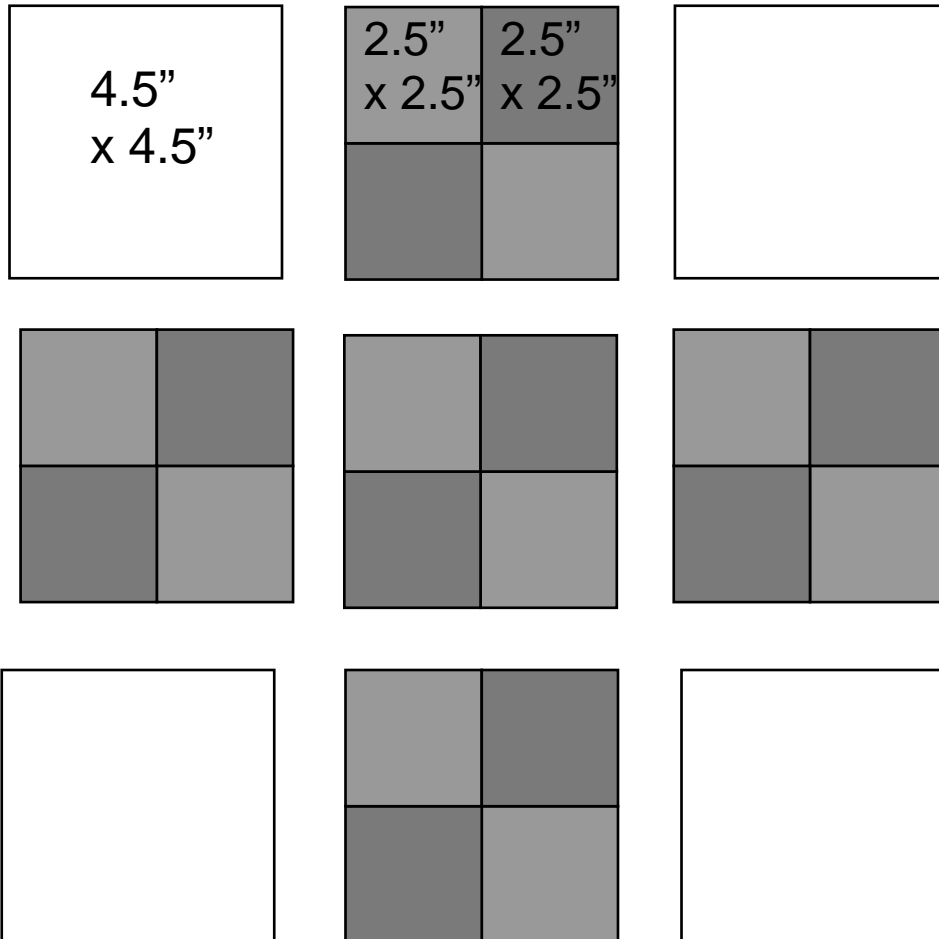
Pat Sloan the voice of quilting™
www.patsloan.com

Website PatSloan.com - Articles & Tutorials blog.PatSloan.com
Online Community [Facebook.com/PatSloanQuiltFun](https://www.facebook.com/PatSloanQuiltFun)

I Love to Make Quilts.com


A site for Passionate Quilters
Hosted by Pat Sloan

Unfinished Sizes



Square the Block to 12.5" x 12.5"


IN the Quilt it is finished size 12" x 12"



I Love to Make Quilts.com

A site for Passionate Quilters

Hosted by Pat Sloan



58" x 72" quilt using 20 blocks

Cut 49 strips 2.5" x 12.5"

Cut 30 squares 2.5" x 2.5"

Pat Sloan the voice of quilting™
www.patsloan.com


(Page - 3)

Website PatSloan.com - Articles & Tutorials blog.PatSloan.com
Online Community [Facebook.com/PatSloanQuiltFun](https://www.facebook.com/PatSloanQuiltFun)

I Love to Make Quilts.com

A site for Passionate Quilters

Hosted by Pat Sloan



Bonus! A Design page to color for fabric placement

Pat Sloan the voice of quilting™
www.patsloan.com


(Page - 4)

Website PatSloan.com - Articles & Tutorials blog.PatSloan.com
Online Community [Facebook.com/PatSloanQuiltFun](https://www.facebook.com/PatSloanQuiltFun)

I Love to Make Quilts.com

A site for Passionate Quilters

Hosted by Pat Sloan



Pat Sloan the voice of quilting™
www.patsloan.com

(Page - 5)

Website PatSloan.com - Articles & Tutorials blog.PatSloan.com
Online Community Facebook.com/PatSloanQuiltFun