

In The Summer Time

Block 3/20 – Reading Books

Hosted by Pat Sloan At Ilovetomakequilts.com

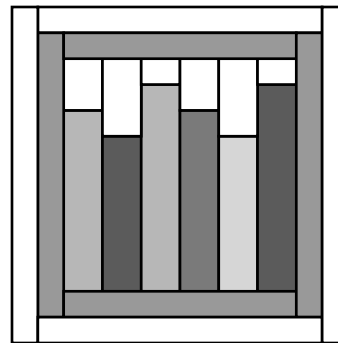
As kid I couldn't wait for summer to spend more time reading books. I visited the library and then later would buy books at the book store in downtown Brussels, it had a British book shop with Agatha Christie mysteries.

When college rolled around I read books on break then the summer was my time to be able to read, read, read without classes looming.

As an adult I read lots of things and I love to taking a stack of magazines and an iced coffee to sit on my front porch where I enjoy the warmth and relax.

What summer reading did you do as a child? What do you read now in the summer?

Enter your email for my notice of each new block release & join my online group to share with everyone!



SQUARE Block to 13.5" x 13.5"

Finished in the quilt is Size 13"

Cutting & Sewing

Light Fabric

- Cut 2 rectangles 2" x 3.5"
- Cut 2 rectangles 2" x 2.5"
- Cut 2 rectangles 2" x 1.5"

Book Fabrics - I used 6 different ones

- Cut 2 rectangles 2" x 8.5"
- Cut 2 rectangles 2" x 7.5"
- Cut 2 rectangles 2" x 6.5"

Background Fabric

- Cut 2 rectangles 1.5" x 11.5"
- Cut 2 rectangles 1.5" x 13.5"

Inner Border Fabric

- Cut 2 rectangles 1.5" x 9.5"
- Cut 2 rectangles 1.5" x 11.5"

Pat Sloan
the voice of quilting™
www.patsloan.com

I Love to Make Quilts.com

Website PatSloan.com - Articles & Tutorials blog.PatSloan.com
Online Community [Facebook.com/PatSloanQuiltFun](https://www.facebook.com/PatSloanQuiltFun)

A site for Passionate Quilters
Hosted by Pat Sloan

I Love to Make Quilts.com

A site for Passionate Quilters

Hosted by Pat Sloan

Directions

1) Following the diagram sew the 3.5" light and the 6.5" book rectangles together
Make 2 units - Measures 2" x 9.5"



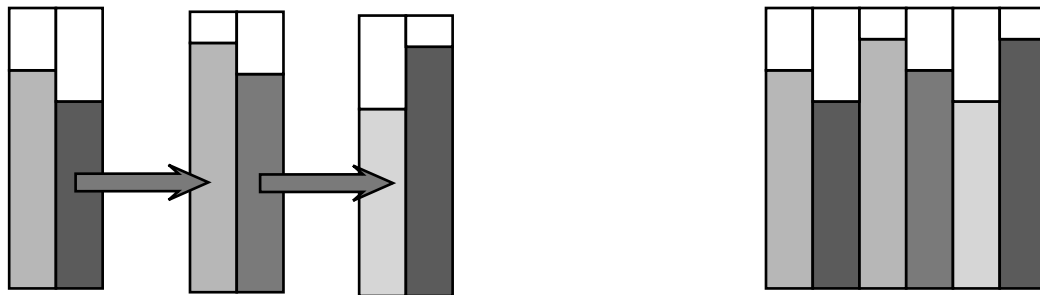
2) Following the diagram sew the 2.5" light and the 7.5" book rectangles together
Make 2 units - Measures 2" x 9.5"



3) Following the diagram sew the 1.5" light and the 8.5" book rectangles together
Make 2 units - Measures 2" x 9.5"

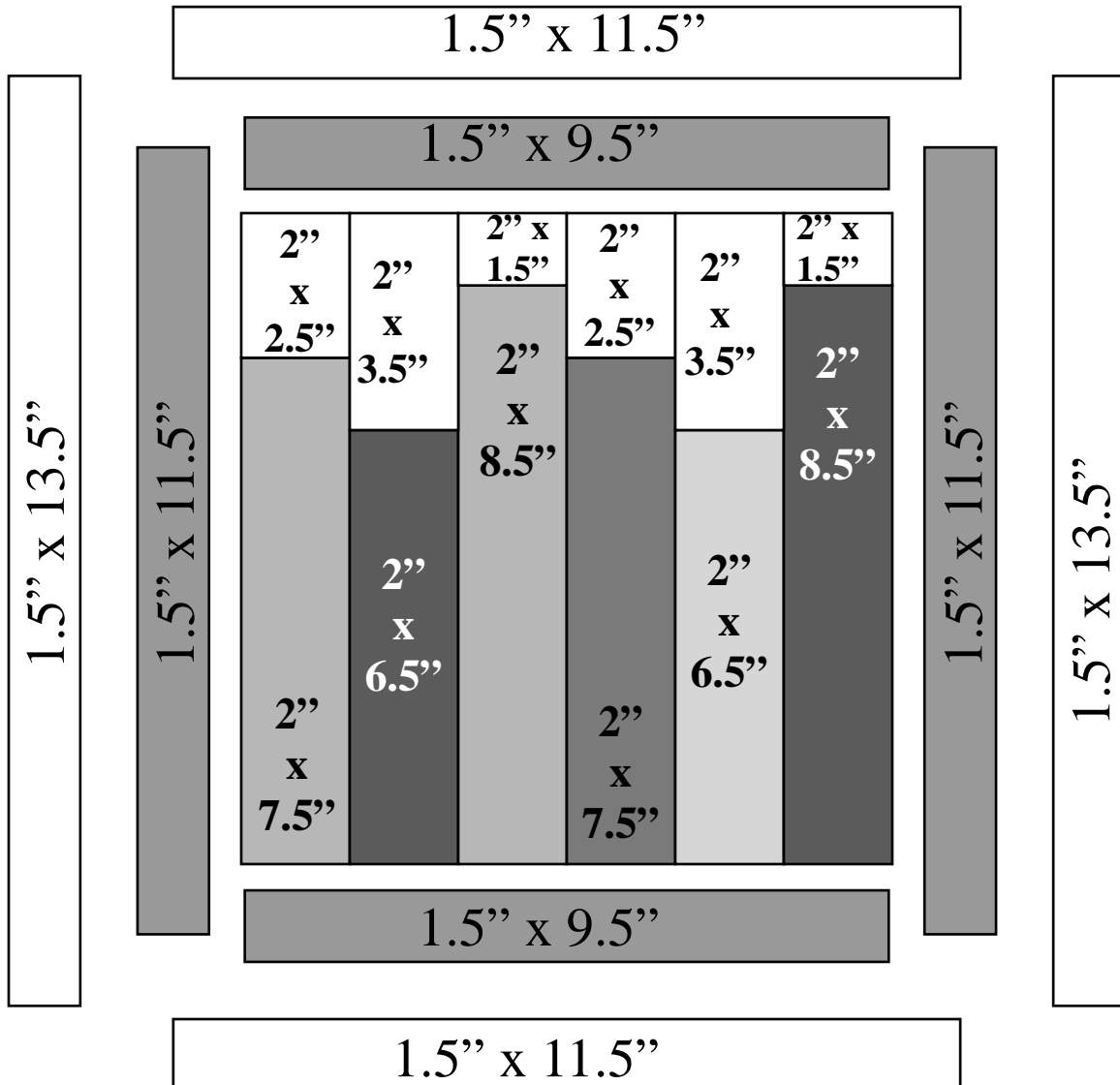


4) Following the diagram assemble the bookshelf block
Make 1 units - Measures 9.5" x 9.5"



Following the diagram on next page
Set the block into the frame

Unfinished Sizes




Square the Block to 13.5" x 13.5"

IN the Quilt it is finished size 13" x 13"

I Love to Make Quilts.com

A site for Passionate Quilters

Hosted by Pat Sloan



52" x 65"

Pat Sloan the voice of quilting™
www.patsloan.com


Website PatSloan.com - Articles & Tutorials blog.PatSloan.com
Online Community Facebook.com/PatSloanQuiltFun

(Page - 4)

I Love to Make Quilts.com

A site for Passionate Quilters

Hosted by Pat Sloan



49" x 57 quilt – 25 blocks

6 sashings 2.5" x 45.5"

2 Side borders 2.5" x 57.5"

Pat Sloan the voice of quilting™
www.patsloan.com

Website PatSloan.com - Articles & Tutorials blog.PatSloan.com
Online Community Facebook.com/PatSloanQuiltFun

(Page -5)