

Main Street

Block 3/12 – Movie Theater

Hosted by Pat Sloan At Ilovetomakequilts.com


I can remember wonderful Saturday afternoons in the summer when my mom took my brother and I to the movies. She would drop us off at the front and I'd hold his hand so he didn't get lost, or run off is more like it.. wink! We'd buy candy, find our seats and enjoy several hours of amazing movies.

The movie I remember most was Jungle book. I should watch that again!

On our travels we love taking photos of old movie theaters, they are so gorgeous.

Does your Main Street have a movie Theater?

Enter your email for my notice of each new block release & join my online group to share with everyone!



Block is 12.5" x 12.5"
Finished size 12" x 12"

Cutting Directions

Light fabrics

- Cut 4 square 3" x 3" for Half Square Triangles (HST)
- Cut 4 rectangles 2.5" x 4.5"

Medium fabrics

- Cut 4 square 3" x 3" for Half Square Triangles (HST)
- Cut 4 rectangles 2.5" x 4.5"
- Cut 6 squares 2.5" x 2.5"

Dark Fabric

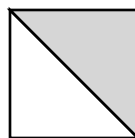
- Cut 6 squares 2.5" x 2.5"

Directions

Using the 3" Light and medium fabric squares make HSTs using method on my separate HST PDF sheet

trim to 2.5" square

Make 8 units



See my Book
"Pat Sloan's Teach Me to Sew Triangles"
For Step by Step photos for all kinds of
Triangle units

Pat Sloan the voice of quilting™
www.patsloan.com

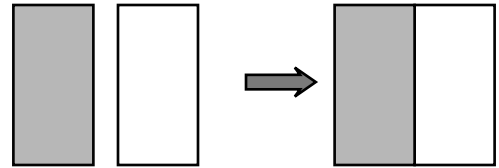
Website PatSloan.com - Articles & Tutorials blog.PatSloan.com
Online Community [Facebook.com/PatSloanQuiltFun](https://www.facebook.com/PatSloanQuiltFun)

I Love to Make Quilts.com

A site for Passionate Quilters
Hosted by Pat Sloan

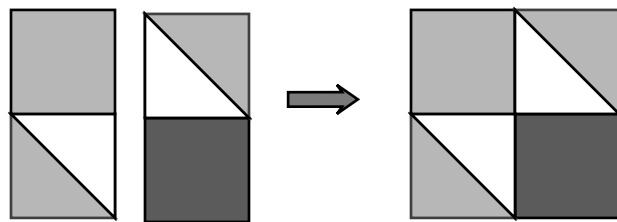
Directions

2) Following the diagram, use the 2.5" x 4.5" medium and 2.5" x 4.5" light fabric rectangles. Sew them together on the long side.

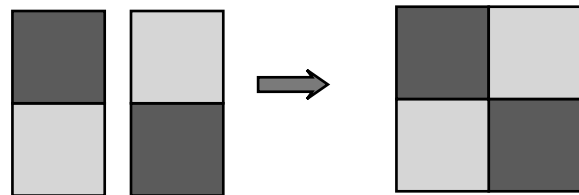


Measure 4.5" x 4.5"
Make 4 units

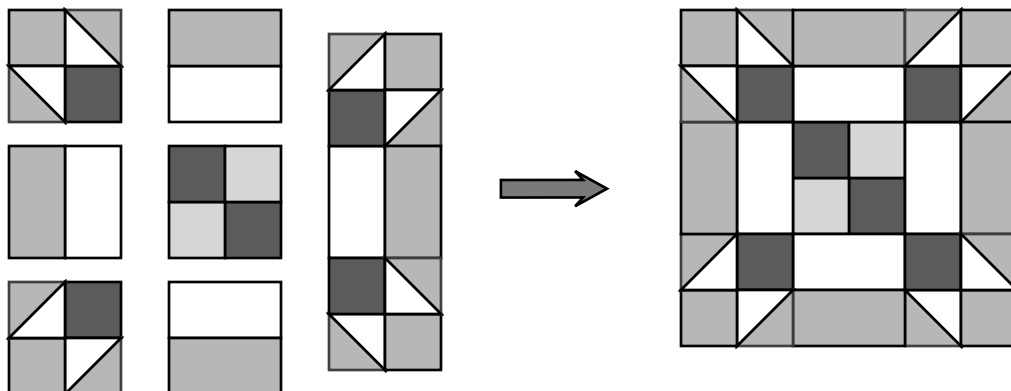
3) Following diagram sew a 2.5" Medium square, a 2.5" dark square and 2 HST units
Measures 4.5" x 4.5"
Make 4



4) Following diagram sew 2 of the 2.5" Medium squares and 2 of the 2.5" dark Squares for a 4patch
Measures 4.5" x 4.5"
Make 1



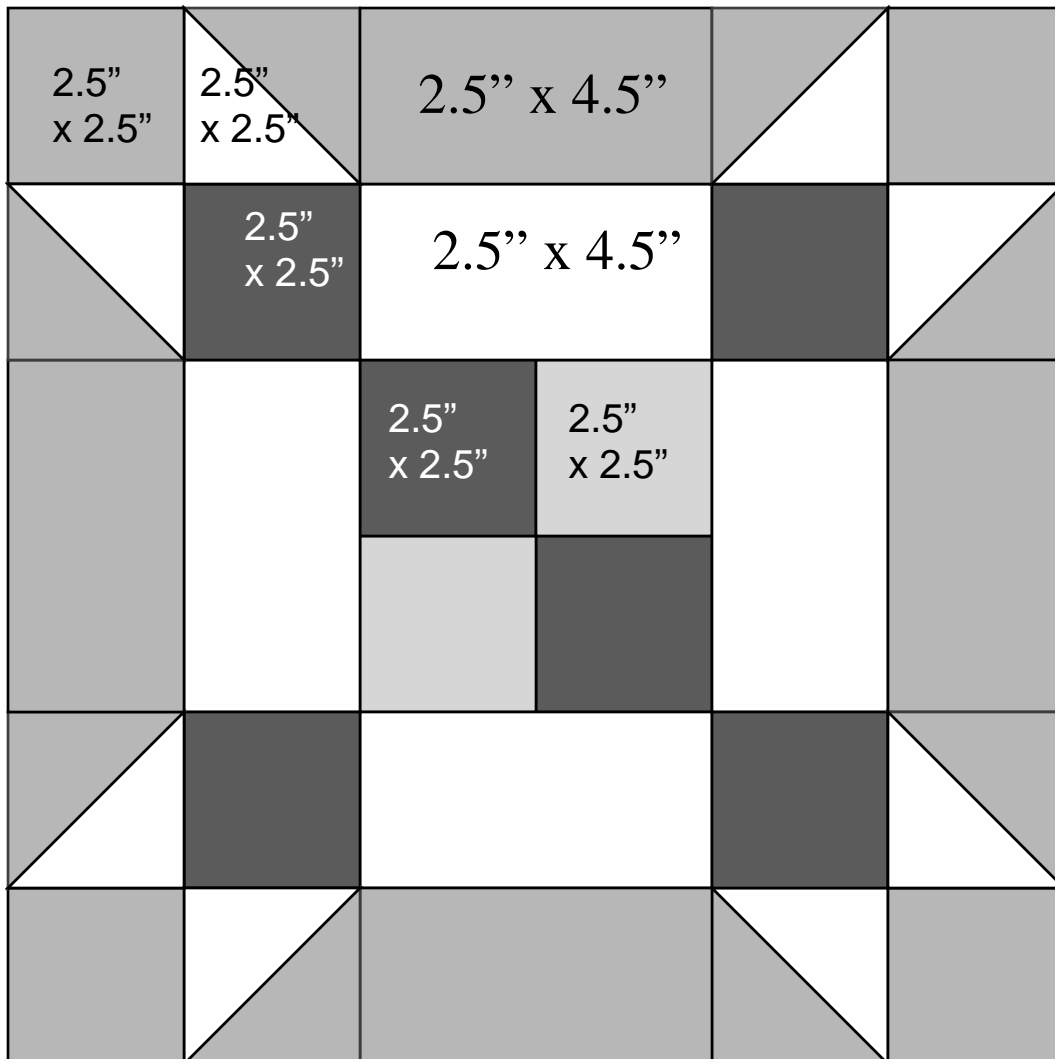
5) Following the diagram, Assemble the block
Make 1
Measures 12.5" x 12.5"



Main Street


Unfinished / CUTTING Sizes

See directions for more details



Block is 12.5" x 12.5"

IN the Quilt it is finished size 12" x 12"



****Size ****
54.5" x 68.5"

Cut & make
20 Blocks

Cut
31 sashing
2.5" x 12.5"
12 squares
2.5" x 2.5"

BONUS PROJECT
Block 3/12 – Movie Theater


Pat Sloan the voice of quilting™

www.patsloan.com

Website PatSloan.com - Articles & Tutorials blog.PatSloan.com

Online Community [Facebook.com/PatSloanQuiltFun](https://www.facebook.com/PatSloanQuiltFun)

Main Street



BONUS Project Coloring Page Block 3/12 – Movie Theater

(Page - 5)