

Block 4/25

Cobble Stones

One Hundred Eighty-Two Day Solstice Challenge
Hosted by Pat Sloan At Ilovetomakequilts.com

As little girl my family moved to Europe to live, and I lived There 8 years. One of the things I loved about the old streets are the cobble stones. As a little girl I had never seen roads anything like what I found in the villages and cities of Germany and Belgium.

This is a super block to once again use up left over 2 1/2" strips. What I've added is a page at the end so that You can color in your fabrics.

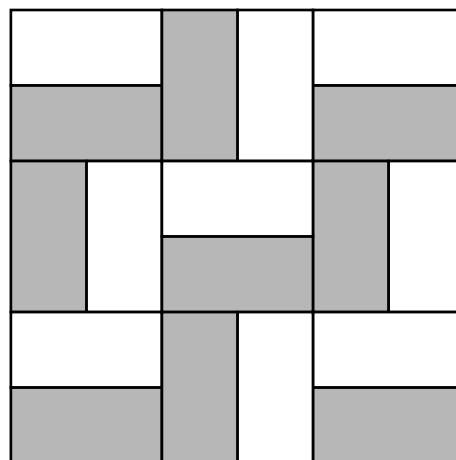
Because I have a challenge for you.

I want you to bust some scraps, you have 4 weeks to create a quilt top to enter in my contest

Are you game? Let's do it!

My Solstice challenge spans 182 between the winter and summer Solstice this year. Well be making a quilt with 26 blocks... and Somewhere along this journey I'll give you a setting.

Enter your email to get the notice of each new block, and join my online group!



TRIM BLOCK to 12.5" x 12.5"
IN THE QUILT - Finished Size 12"

Cutting & Sewing

Dark Fabric


- Cut 9 strips 2.5" x 4.5"

Light Fabric

- Cut 9 strips 2.5" x 4.5"

Directions

- 1) Sew a light and dark strip together
Make 9 units
Measure 4.5" x 4.5"



Pat Sloan the voice of quilting™
www.patsloan.com

I Love to Make Quilts.com

A site for Passionate Quilters
Hosted by Pat Sloan

Website PatSloan.com - Articles & Tutorials blog.PatSloan.com
Online Community [Facebook.com/PatSloanQuiltFun](https://www.facebook.com/PatSloanQuiltFun)



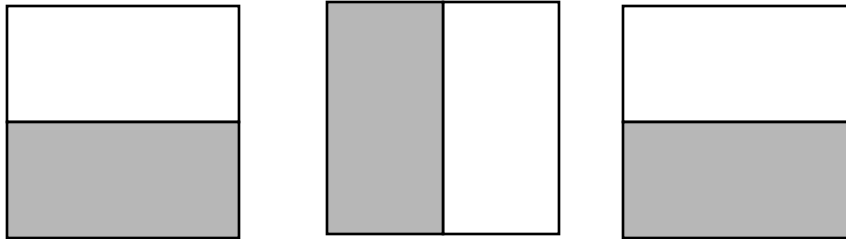
I Love to Make Quilts.com

A site for Passionate Quilters

Hosted by Pat Sloan

Directions

2) Assemble the 9 units like this



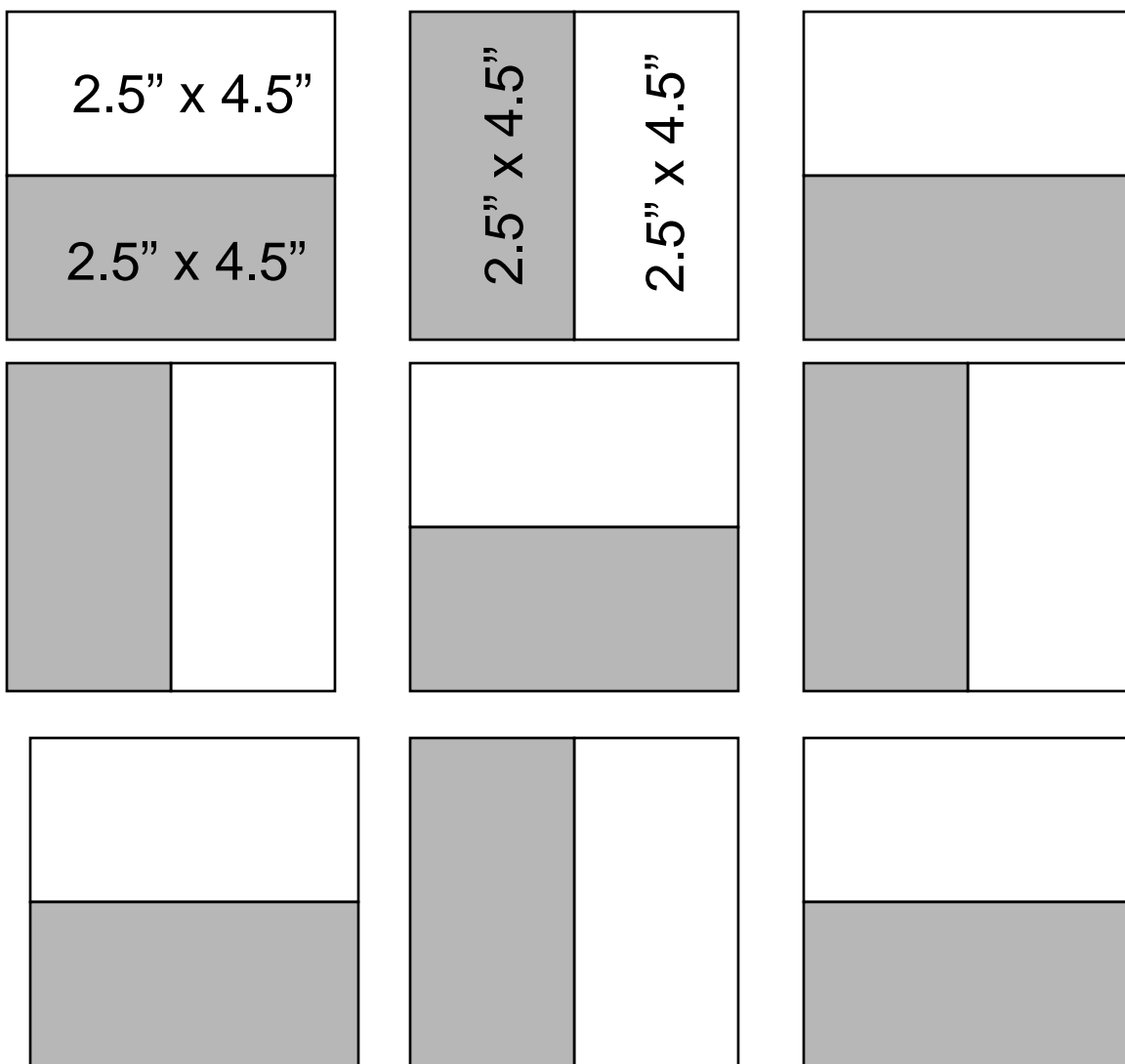
TRIM Block is 12.5" x 12.5"

**NOTE- See my tutorial at PatSloan.com to easily
Determine that your seam allowance is accurate**

Pat Sloan the voice of quilting™
www.patsloan.com

Website PatSloan.com - Articles & Tutorials blog.PatSloan.com
Online Community [Facebook.com/PatSloanQuiltFun](https://www.facebook.com/PatSloanQuiltFun)

Cutting Sizes




TRIM Block is 12.5\" x 12.5\"

I Love to Make Quilts.com

A site for Passionate Quilters

Hosted by Pat Sloan



A coloring page to
Try color placement
To use up your
Scraps!
Let's make a Quilt!

3 x 4 setting
12 blocks
36" x 48"

4 x 5 setting
20 blocks
48" x 60"

5 x 5 setting
25 blocks
60" x 60"

6 x 6 Queen
With 12" drop
36 blocks
72" x 72"

7 x 7 setting
49 blocks
84" x 84"

Pat Sloan the voice of quilting™
www.patsloan.com

Website PatSloan.com - Articles & Tutorials blog.PatSloan.com
Online Community Facebook.com/PatSloanQuiltFun