

'Home Is.'

Block 4 –Man's best friend

Hosted by Pat Sloan At lovetomakequilts.com

My parents didn't grow up with pets and so it wasn't until I came along that they had to think about them. I captured frogs, had fish and turtles, then graduated to hamsters. That was about all my parents could manage. When I met Gregg all of that changed, he lived in a 'dog family', woohoo! I didn't know until I meet the Sloan family that I was a dog person. Baby (their black lab) stole my heart! Listen to my video today and I'll tell you the story of how I got my first dog, and about my brother's shared love of animals.



Block is 16.5" x 16.5"
Finished size 16" x 16"

What pets do you have? Show them on a quilt at my community page!

Enter your email for my notice of each new block release & join my online group to share with everyone!

Cutting Directions

Center square fabric

– Cut 1 square 4.5" x 4.5"

Light fabric - I used a different

Fabric for each strip set

- Cut 2 strips 2" x 7.5"
- Cut 2 strips 2" x 10.5"
- Cut 2 strips 2" x 13.5"
- Cut 2 strips 2" x 16.5"

Dark fabric- I used a different

Fabric for each strip set

- Cut 2 strips 2" x 4.5"
- Cut 2 strips 2" x 7.5"
- Cut 2 strips 2" x 10.5"
- Cut 2 strips 2" x 13.5"

OPTIONAL APPLIQUE

Cut 1 dog or 1 cat

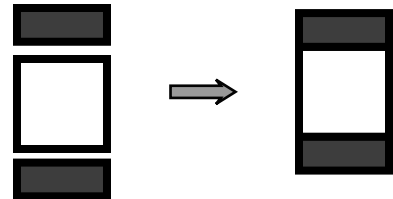
Directions

1) Sew a dark 2" x 4.5" strip to the top and bottom

Of the center square

Measures 4.5" x 7.5"

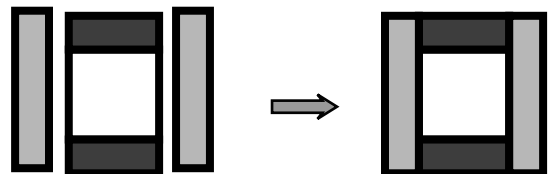
Make 1 unit



2) Sew a light 2" x 7.5" strip to the sides of the unit from Step #1

Measures 7.5" x 7.5"

Make 1 unit



Pat Sloan the voice of quilting™
www.patsloan.com

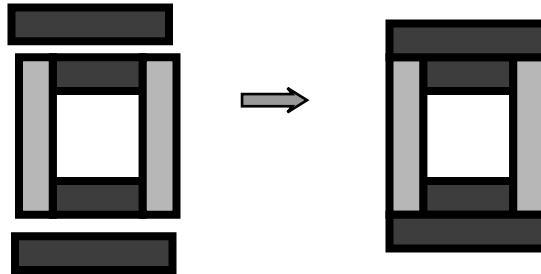
I hope you enjoy making this quilt. These instructions may not be reproduced by any mechanical or electronic means, including photocopying. Making copies for any purpose other than your own personal use is a violation of copyright laws. ©2020 Pat Sloan & Co. LLC, All rights reserved.

I Love to Make Quilts.com

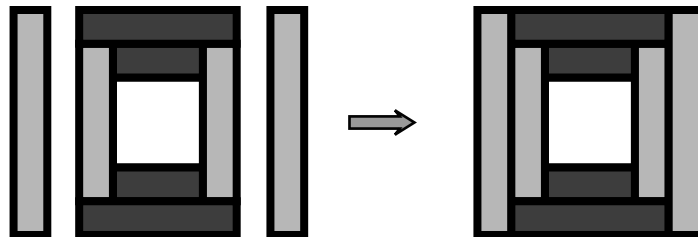
A site for Passionate Quilters
Hosted by Pat Sloan

Directions

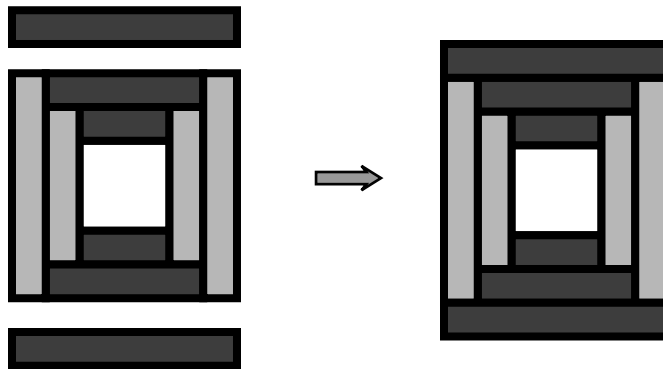
3) Sew a dark 2" x 7.5" strip to the top and bottom of the unit from Step #2
Measures 7.5" x 10.5"
Make 1 unit



4) Sew a light 2" x 10.5" strip to the sides of the unit from Step #3
Measures 10.5" x 10.5"
Make 1 unit



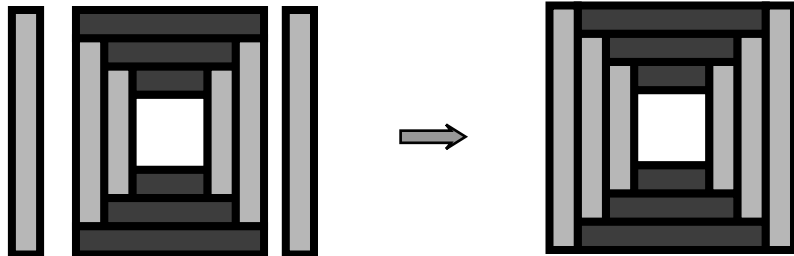
5) Sew a dark 2" x 10.5" strip to the top and bottom of the unit from Step #4
Measures 10.5" x 13.5"
Make 1 unit



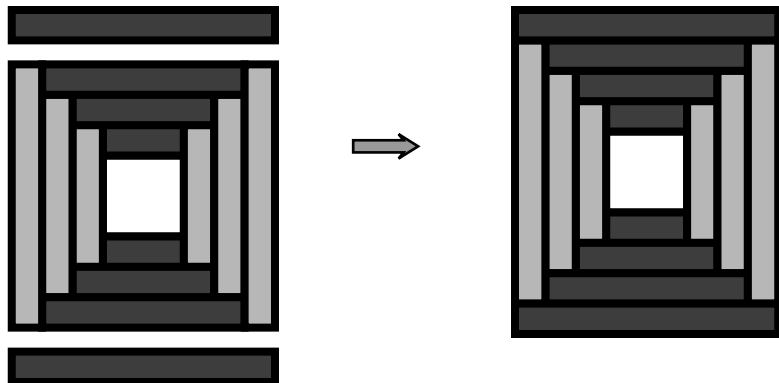
Block 4 –Man's best friend

I hope you enjoy making this quilt. These instructions may not be reproduced by any mechanical or electronic means, including photocopying. Making copies for any purpose other than your own personal use is a violation of copyright laws. ©2020 Pat Sloan & Co. LLC, All rights reserved.

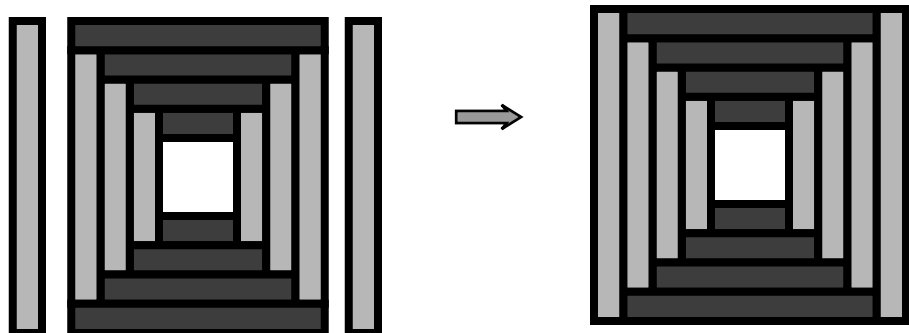
6) Sew a light 2" x 13.5" strip to the sides of the unit from Step #5
 Measures 13.5" x 13.5"
 Make 1 unit



7) Sew a dark 2" x 13.5" strip to the top and bottom of the unit from Step #6
 Measures 13.5" x 16.5"
 Make 1 unit



8) Sew a light 2" x 16.5" strip to the sides of the unit from Step #7
 Measures 16.5" x 16.5"
 Make 1 unit



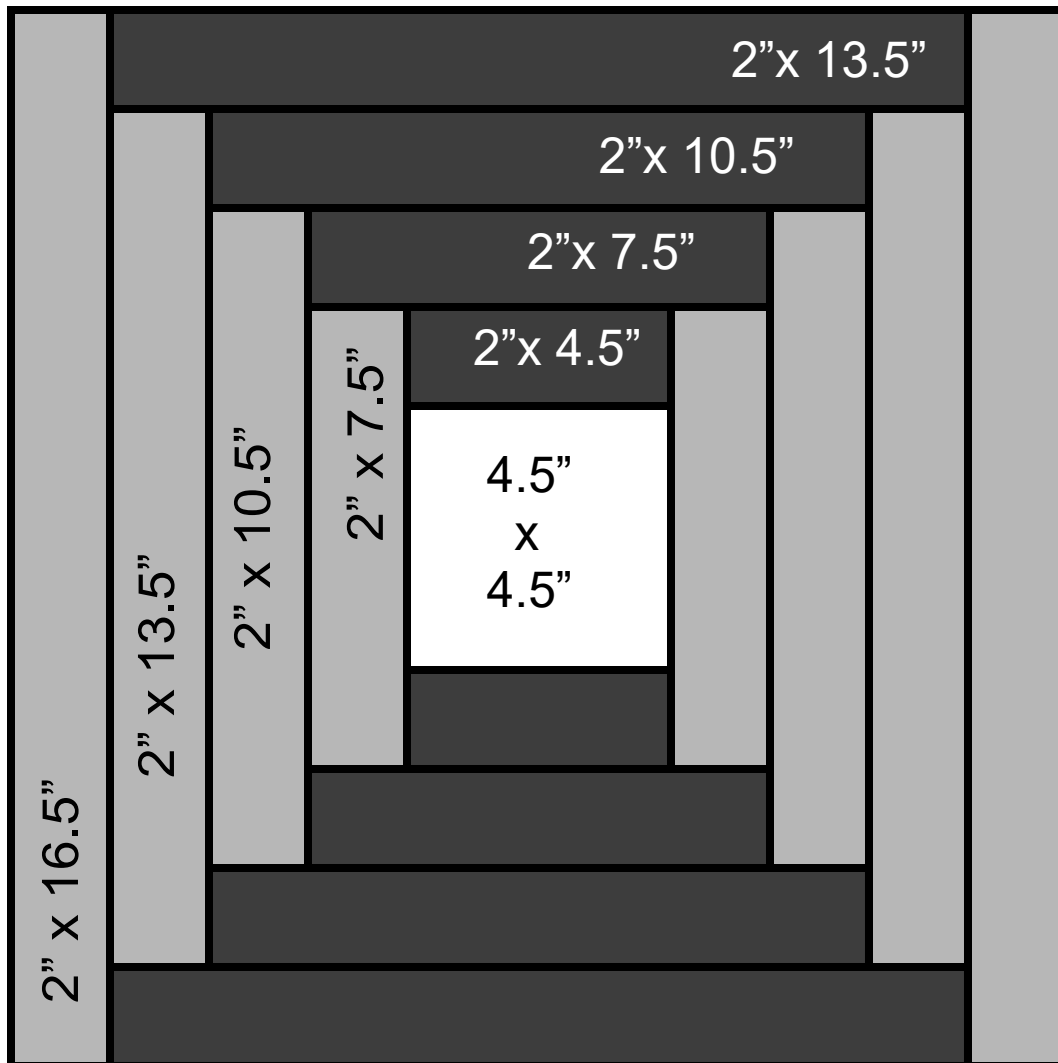
9) Add an
 Optional cat or dot
 To you block.
 Shapes on following
 pages

Block 4 –Man's best friend

I hope you enjoy making this quilt. These instructions may not be reproduced by any mechanical or electronic means, including photocopying. Making copies for any purpose other than your own personal use is a violation of copyright laws. ©2020 Pat Sloan & Co. LLC, All rights reserved.

Unfinished / CUTTING Sizes

See directions for more details



Block is 16.5" x 16.5"

IN the Quilt it is finished size 16" x 16"


Optional Applique on next pages


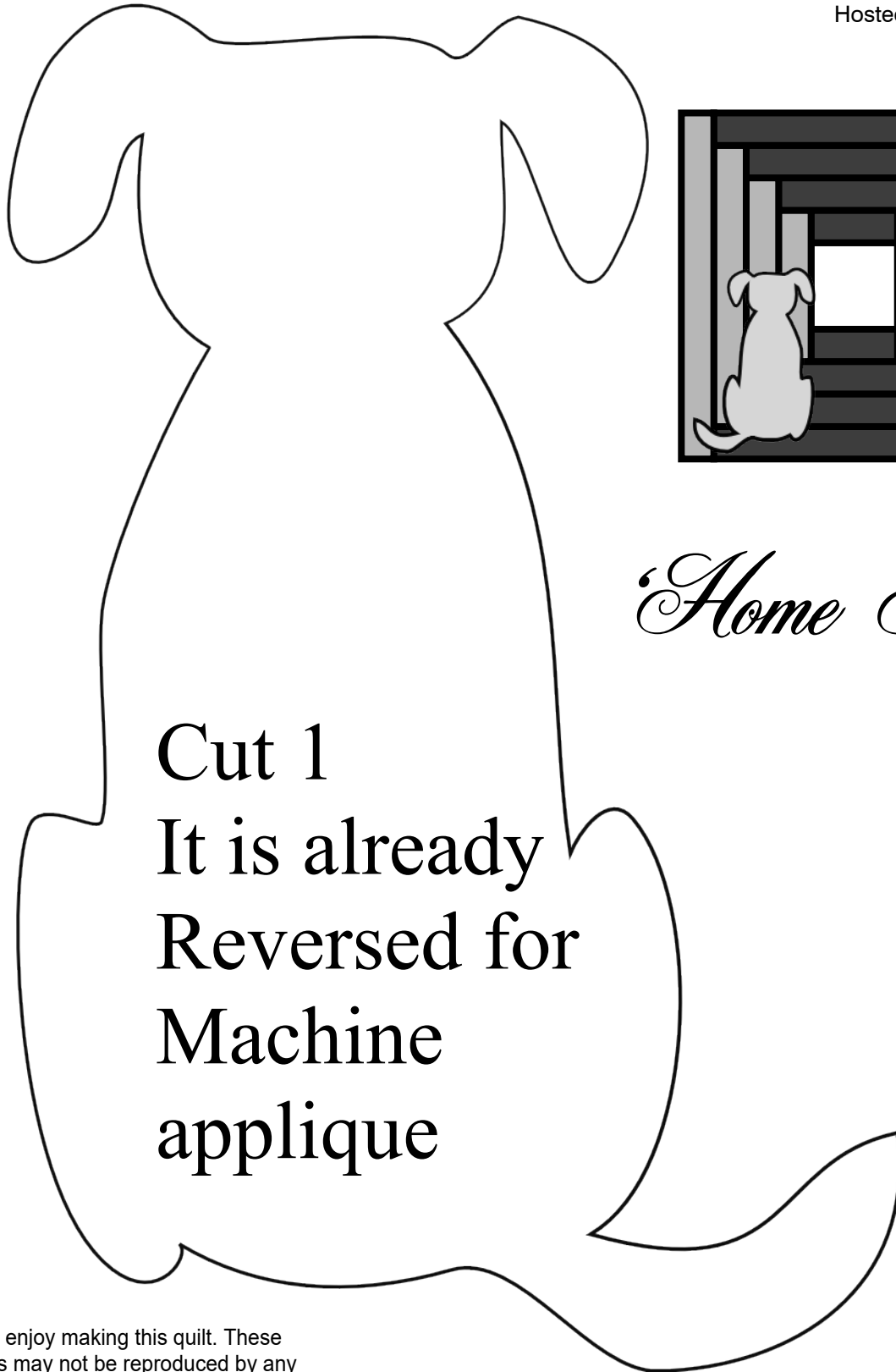
Block 4 –Man's best friend

I hope you enjoy making this quilt. These instructions may not be reproduced by any mechanical or electronic means, including photocopying. Making copies for any purpose other than your own personal use is a violation of copyright laws. ©2020 Pat Sloan & Co. LLC, All rights reserved.

'Home Is..'


Cut 1
It is already
Reversed for
Machine
applique





'Home Is..'

Cut 1
It is already
Reversed for
Machine
applique




64.5" x 80.5"

20 Blocks

Block 4 –Man’s best friend

I hope you enjoy making this quilt. These instructions may not be reproduced by any mechanical or electronic means, including photocopying. Making copies for any purpose other than your own personal use is a violation of copyright laws. ©2020 Pat Sloan & Co. LLC, All rights reserved.



BONUS Project Coloring Page
Block 4 –Man’s best friend

I hope you enjoy making this quilt. These instructions may not be reproduced by any mechanical or electronic means, including photocopying. Making copies for any purpose other than your own personal use is a violation of copyright laws. ©2020 Pat Sloan & Co. LLC, All rights reserved.

Pat Sloan the voice of quilting™
www.patsloan.com