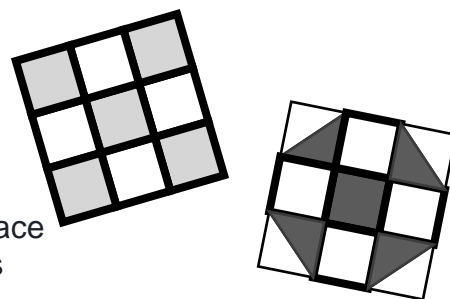


A Flower Bouquet

Block 5/20 –When to Garden

Hosted by Pat Sloan At Ilovetomakequilts.com

True confession, I'm totally a spring gardener. I put it all into place in the spring then I'm done. I'm also very impatient! Sometimes I buy larger starter flowers that tend to over take their space as the weeks go on. I'm getting better at buying the right size.



Blocks are 6.5" x 6.5"
Finished size 6" x 6"

What's with the 2 SMALL blocks this week?


I'm doing my sew long with 2 size blocks in an asymmetrical layout. I'm also giving you an option in this pattern to use this as a 12" block if one of the project blocks doesn't work for your fabrics. Or if you choose to make all 12" blocks and use my bonus simple setting.

My 2 Quilt layout options will be coming soon in a separate article!!

My garden is my most beautiful masterpiece. – **Claude Monet**

Enter your email for my notice of each new block release & join my online group to share with everyone!

9patch block Ruler Cutting



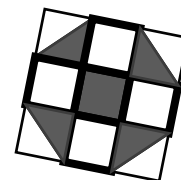
Light fabrics

– Cut 4 squares 2.5" x 2.5"

Medium fabrics

– Cut 5 squares 2.5" x 2.5"

Shoofly block Ruler Cutting



Light fabrics

- Cut 2 squares 3" x 3"
- Cut 4 squares 2.5" x 2.5"

Dark Fabric

- Cut 2 squares 3" x 3"
- Cut 1 square 2.5" x 2.5"

Gemini Die Cutting

Light fabrics

– Cut 4 squares 2.5" x 2.5"

Medium fabrics

– Cut 5 squares 2.5" x 2.5"

Gemini Die Cutting

Light fabrics

– Cut 4 squares 2.5" x 2.5"
- Cut 4 triangles 2.5" x 2.5"

Dark Fabric

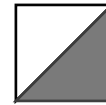
– Cut 1 square 2.5" x 2.5"
- Cut 4 triangles 2.5" x 2.5"

I Love to Make Quilts.com

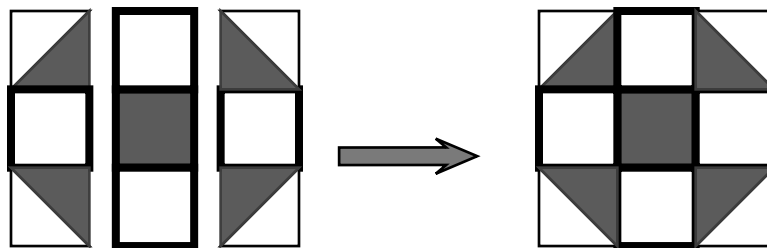
A Flower Bouquet

Directions

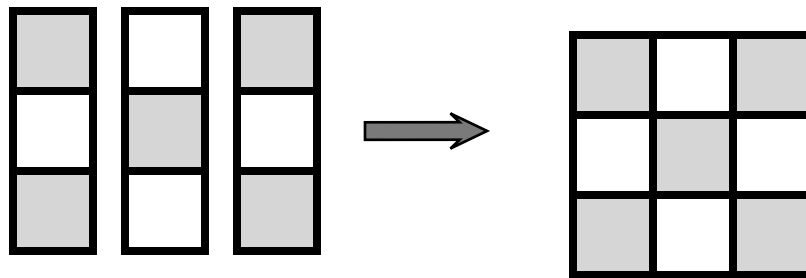
1) Using the 3" light and 3" dark fabric squares make HSTs
trim to 2.5" square
Make 4 units



2) Following the diagram Sew the hst units, 4 of the 2.5" light squares and the 2.5" dark square together
Measures 6.5" x 6.5"



3) Following the diagram Sew the 2.5" light squares and medium squares together
Measures 6.5" x 6.5"



Need to spiff up your skills?
Or maybe you are self taught?
My book "Pat Sloan's Teach Me to Make my First Quilt"
Has Step by Step photos and methods to fill in all those gaps
And have you making amazing pro
make more at one time

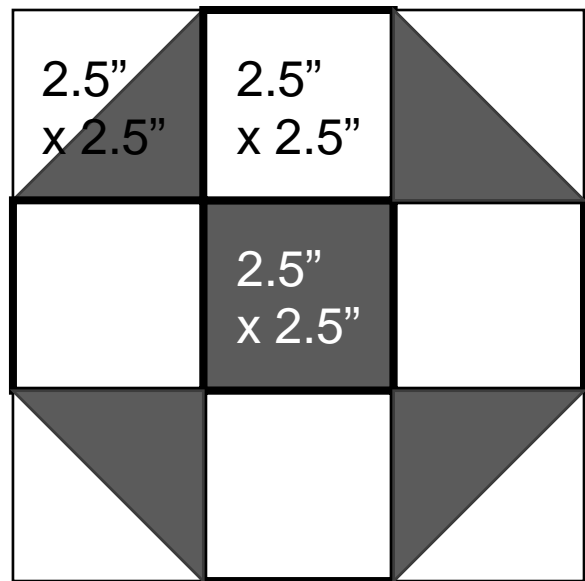
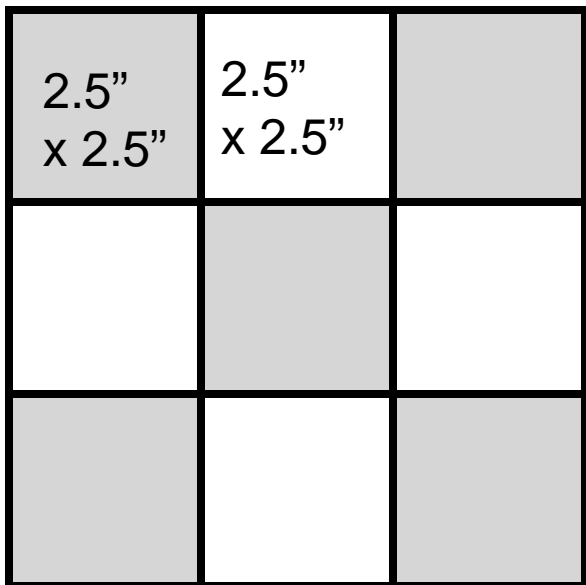
I Love to Make Quilts.com

A site for Passionate Quilters
Hosted by Pat Sloan


A Flower Bouquet

Unfinished / CUTTING Sizes

See directions for more details



**Quilt Layout
Coming
Soon!**



Sew together

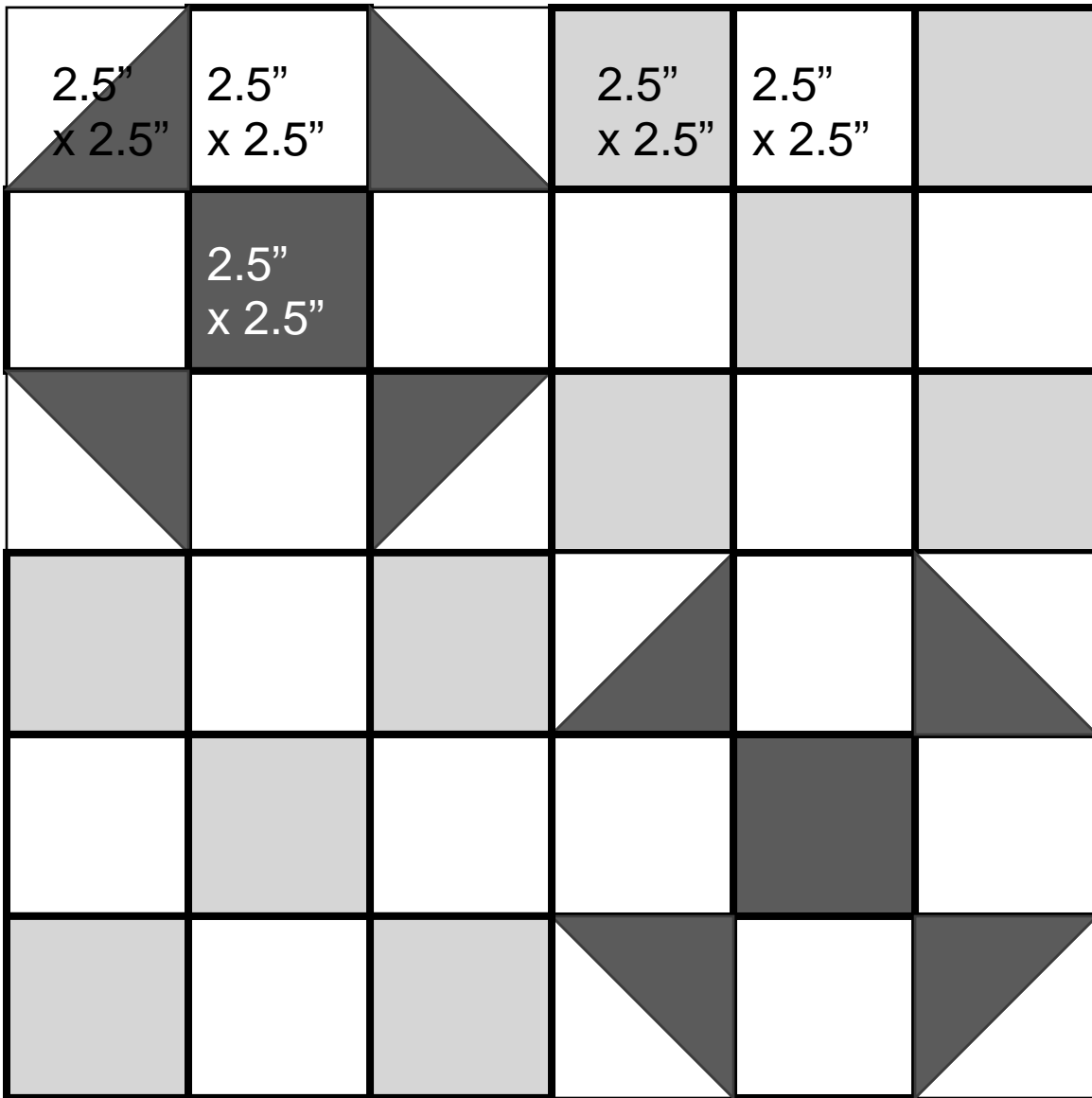
Unit is 6.5" x 12.5"

IN the Quilt it is finished size 6" x 12"

Pat Sloan the voice of quilting™
www.patsloan.com

Block 5/20 –When to Garden

A Flower Bouquet



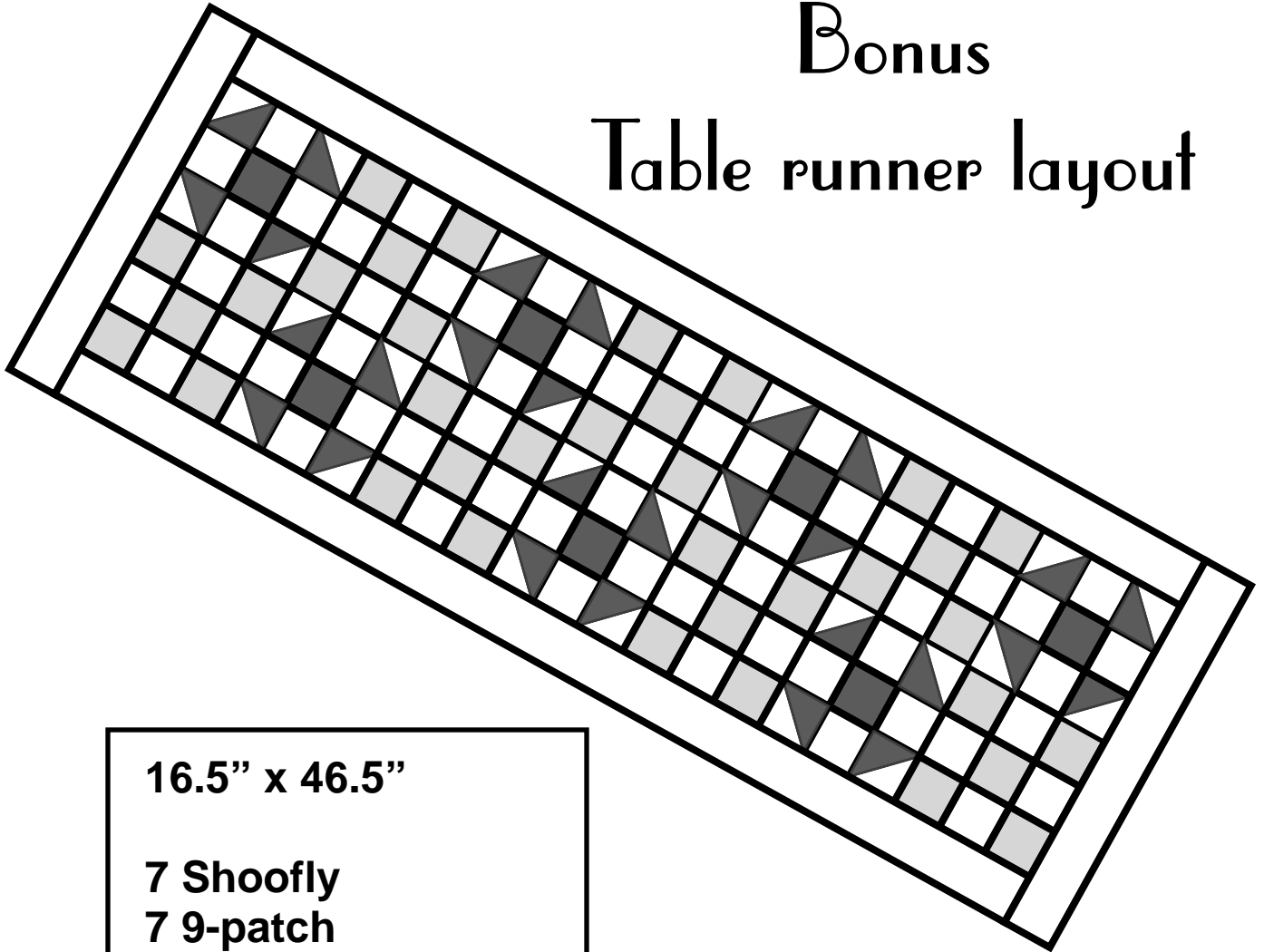
BONUS Block layout is 12.5" x 12.5"
IN the Quilt it is finished size 12" x 12"

Block 5/20 –When to Garden

A Flower Bouquet

Bonus

Table runner layout



16.5" x 46.5"

7 Shoofly

7 9-patch

3 1/2 Blocks

2 strips 2.5" x 42.5"

2 strips 2.5" x 16.5"