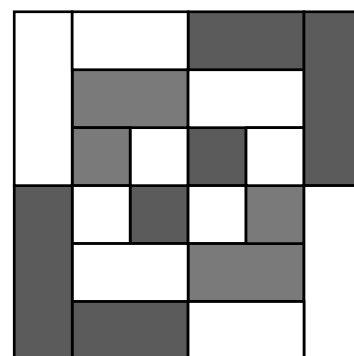


# SUMMER CAMP

## Block 5 – Crafts!

Hosted by Pat Sloan At [lovetomakequilts.com](http://lovetomakequilts.com)

Are you like me, and LIVED for Camp crafting? That was the BEST! My mom isn't a maker, and most of my friends were not at that time people who made things. I was in my element with craft days. SO many of us doing crafts together, it was heaven. My favorite was the braded bracelets with that skinny plastic. Really I enjoyed ALL of it! Bring it on!



**Block is 12.5" x 12.5"**  
Finished size 12" x 12"

Which crafts do you remember? Tell me when you share your block!

Watch my video, Enter your email for my notices & join my online group to share with everyone!

## Cutting Directions

### Light fabrics

- Cut 4 squares 2.5" x 2.5"
- Cut 4 strips 2.5" x 4.5"
- Cut 2 strips 2.5" x 6.5"

### Medium center fabric

- Cut 2 squares 2.5" x 2.5"
- Cut 2 strips 2.5" x 4.5"

### Dark Fabric

- Cut 2 squares 2.5" x 2.5"
- Cut 2 strips 2.5" x 4.5"
- Cut 2 strips 2.5" x 6.5"

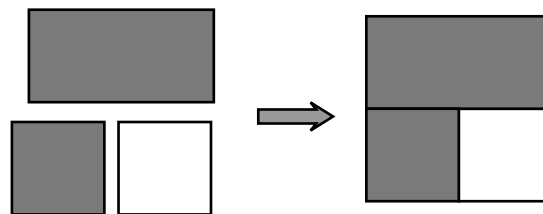
## Directions

1) Using the 2.5" light square, 2.5" medium square and 2.5" x 4.5" medium strip sew this unit

Measures

4.5" x 4.5"

Make 2 units

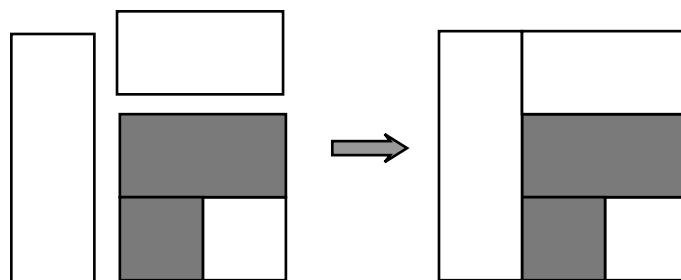


2) Using the 2.5" x 4.5" and 2.5" x 6.5" light strips sew this unit

Measures

6.5" x 6.5"

Make 2 units



**Pat Sloan** the voice of quilting™  
[www.patsloan.com](http://www.patsloan.com)

I hope you enjoy making this quilt. These instructions may not be reproduced by any mechanical or electronic means, including photocopying.

Making copies for any purpose other than your own personal use is a violation of copyright laws. ©2022 Pat Sloan & Co. LLC, All rights reserved.

*I Love to Make Quilts.com*

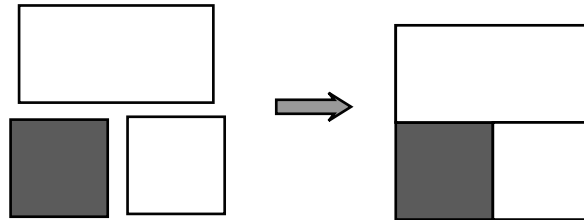
A site for Passionate Quilters  
Hosted by Pat Sloan

**(Page - 1)**

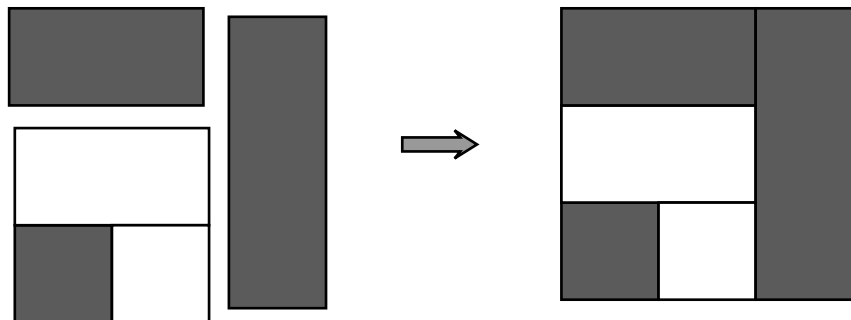
# SUMMER CAMP

## Directions

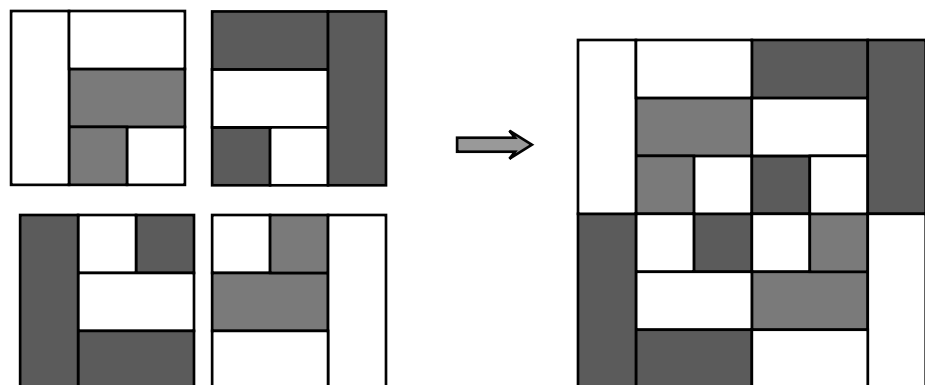
3) Using the 2.5" light square, 2.5" dark square and 2.5" x 4.5" light strip sew this unit  
Measures 4.5" x 4.5"  
Make 2 units



4) Using the 2.5" x 4.5" and 2.5" x 6.5" dark strips sew this unit  
Measures 6.5" x 6.5"  
Make 2 units



5) Following the diagram, use the 4 units from above to sew the block  
Measures 12.5" x 12.5"  
Make 1



**Pat Sloan** the voice of quilting™  
www.patsloan.com

I hope you enjoy making this quilt. These instructions may not be reproduced by any mechanical or electronic means, including photocopying. Making copies for any purpose other than your own personal use is a violation of copyright laws. ©2022 Pat Sloan & Co. LLC, All rights reserved.

*I Love to Make Quilts.com*

A site for Passionate Quilters  
Hosted by Pat Sloan

**(Page - 2)**

# SUMMER CAMP

## Unfinished / CUTTING Sizes

See directions for more details

<b>2.5" x 6.5"</b>	<b>2.5" x 4.5"</b>				
	<b>2.5" x 4.5"</b>				
	<b>2.5" x 2.5"</b>	<b>2.5" x 2.5"</b>			
<b>2.5" x 6.5"</b>	<b>2.5" x 2.5"</b>	<b>2.5" x 2.5"</b>			
	<b>2.5" x 4.5"</b>				
	<b>2.5" x 4.5"</b>				

**Block is 12.5" x 12.5"**

IN the Quilt it is finished size 12" x 12"

**Pat Sloan** the voice of quilting™  
www.patsloan.com

I hope you enjoy making this quilt. These instructions may not be reproduced by any mechanical or electronic means, including photocopying.


Making copies for any purpose other than your own personal use is a violation of copyright laws. ©2022 Pat Sloan & Co. LLC, All rights reserved.

*I Love to Make Quilts.com*

A site for Passionate Quilters  
Hosted by Pat Sloan

**(Page - 3)**

# SUMMER CAMP



## BONUS PROJECT

**\*\*Size\*\***

**54.5" x 68.5"**

**Cut & make  
20 Blocks**

**Cut**

**31 sashing**

**2.5" x 12.5"**

**12 squares**

**2.5" x 2.5"**

*Pat Sloan* the voice of quilting™  
www.patsloan.com

I hope you enjoy making this quilt. These instructions may not be reproduced by any mechanical or electronic means, including photocopying.

Making copies for any purpose other than your own personal use is a violation of copyright laws. ©2022 Pat Sloan & Co. LLC, All rights reserved.


*I Love to Make Quilts.com*

A site for Passionate Quilters  
Hosted by Pat Sloan

**(Page - 4)**

# SUMMER CAMP

**BONUS Coloring Page**



**Pat Sloan** the voice of quilting™  
www.patsloan.com

I hope you enjoy making this quilt. These instructions may not be reproduced by any mechanical or electronic means, including photocopying.

Making copies for any purpose other than your own personal use is a violation of copyright laws. ©2022 Pat Sloan & Co. LLC, All rights reserved.

*I Love to Make Quilts.com*

A site for Passionate Quilters  
Hosted by Pat Sloan