

SUMMER CAMP

Block 7 – Camp Songs

Hosted by Pat Sloan At Ilovetomakequilts.com

Make new friends, but keep the old.
One is silver, the other is gold.

A circle is round, it has no end.
That's how long, I will be your friend.

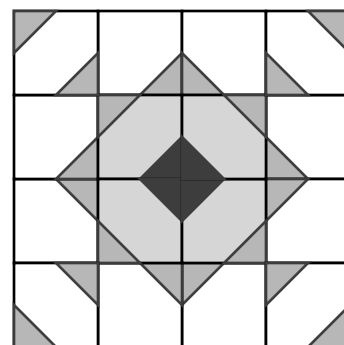
A fire burns bright, it warms the heart.
We've been friends, from the very start.

You have one hand, I have the other.
Put them together, we have each other.

Silver is precious, gold is too.
I am precious, and so are you.

Camp songs mean friendship to me. Everyone singing, even me, is the very best.
No judgement, just fun! What is your favorite Camp song?

Enter your email for my notice of each new block release & join my online group to share with everyone!



Block is 12.5" x 12.5"
Finished size 12" x 12"

Cutting Directions

Light fabrics

– Cut 12 squares 3.5" x 3.5"

Light fabrics #2 in center

– Cut 4 squares 3.5" x 3.5"

Medium fabrics

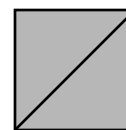
– Cut 20 squares 2" x 2"

Dark fabrics

– Cut 4 squares 2" x 2"

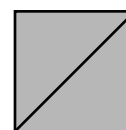
Medium fabrics

Draw a diagonal line on the back of each square



Dark Fabric - Center

Draw a diagonal line on the back of each square



Pat Sloan the voice of quilting™
www.patsloan.com

I hope you enjoy making this quilt. These instructions may not be reproduced by any mechanical or electronic means, including photocopying. Making copies for any purpose other than your own personal use is a violation of copyright laws. ©2022 Pat Sloan & Co. LLC, All rights reserved.

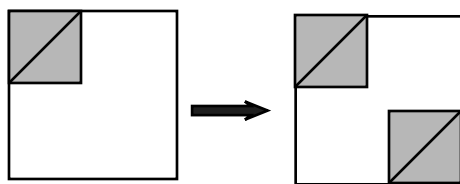
I Love to Make Quilts.com

A site for Passionate Quilters
Hosted by Pat Sloan

(Page - 1)

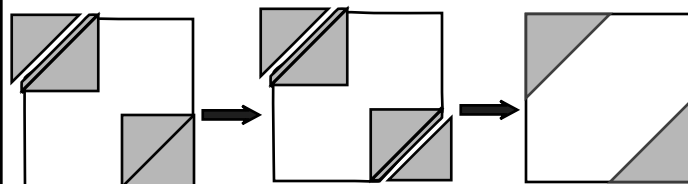
SUMMER CAMP

Corner Unit A




Directions

- 1) Following the diagram place a 2" medium fabric square on the 3.5" light fabric, right sides together Sew ON the line Repeat on the opposite corner Make 4 Measures 3.5" x 3.5"



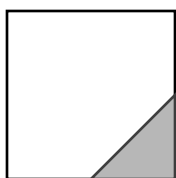
- 2) Following the diagram trim away the outer side leaving a 1/4" seam allowance. Trim both corners Press triangles open, check you have them Lined up correctly Make 4 Measures 3.5" x 3.5"

Center Section Unit B

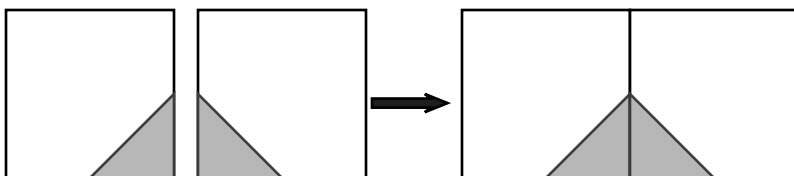


- 3) Following the Unit A directions use 3.5" light fabric #2 squares, 2" fabric squares and dark 2" fabric squares. Make 4 Measures 3.5" x 3.5"

Side Sections Unit C



- 4) Following the Unit A directions For ONE Corner Only use the 3.5" light fabric square and 2" medium fabric Make 8 Measures 3.5" x 3.5"



- 5) Following the diagram Sew 2 unit C blocks together for the sides Make 4 Measures 3 1/2" x 6 1/2"

Pat Sloan the voice of quilting
www.patsloan.com

I hope you enjoy making this quilt. These instructions may not be reproduced by any mechanical or electronic means, including photocopying. Making copies for any purpose other than your own personal use is a violation of copyright laws. ©2022 Pat Sloan & Co. LLC, All rights reserved.

I Love to Make Quilts.com

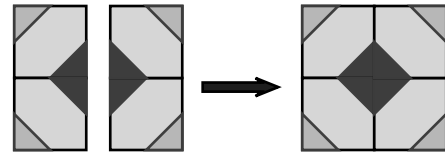
A site for Passionate Quilters
Hosted by Pat Sloan

(Page - 2)

SUMMER CAMP

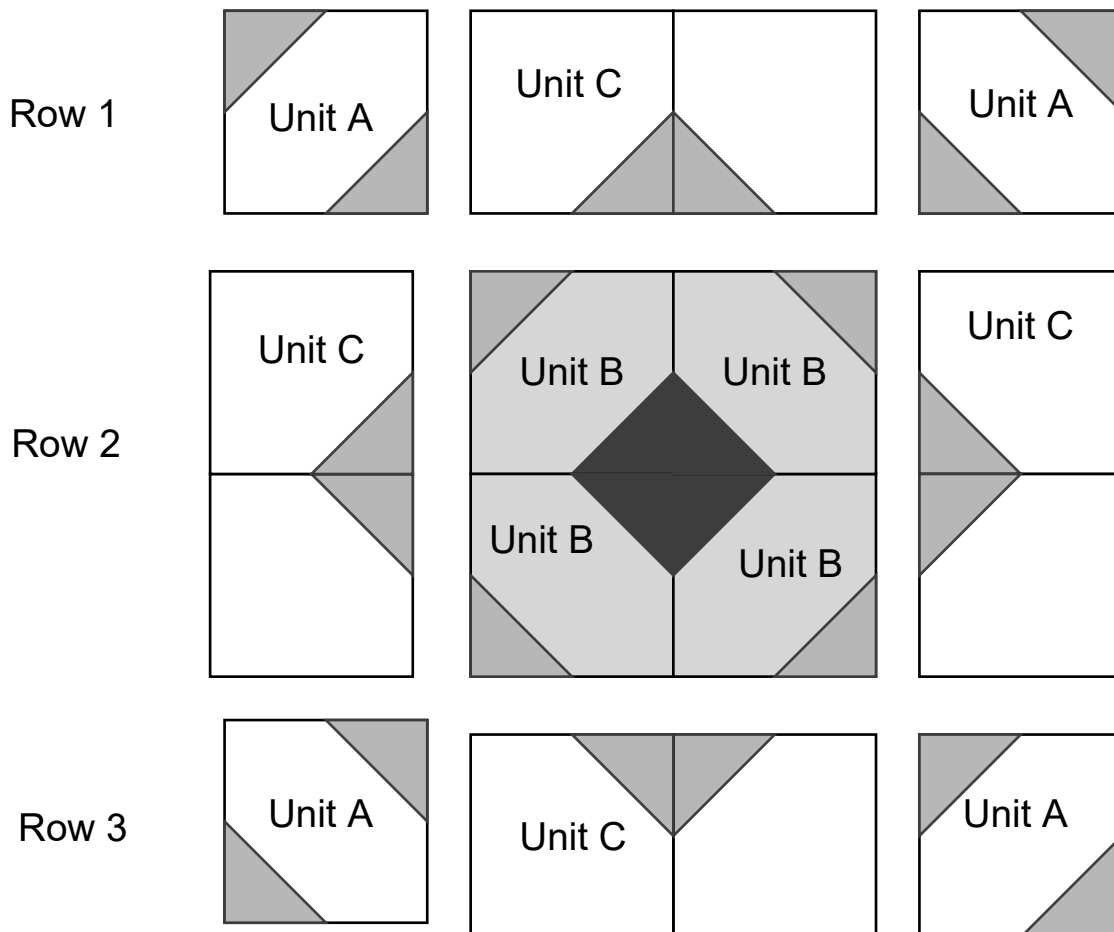
Step 6 Directions

1) Following the diagram sew the 4 Unit B together
Measures 6 1/2" x 6 1/2"



- 2) Sew row 1
- 3) Sew row 2
- 4) Sew row 3
- 5) Sew all the Rows together

Make 1, measures 12 1/2" x 12 1/2"



Pat Sloan the voice of quilting™
www.patsloan.com

I hope you enjoy making this quilt. These instructions may not be reproduced by any mechanical or electronic means, including photocopying. Making copies for any purpose other than your own personal use is a violation of copyright laws. ©2022 Pat Sloan & Co. LLC, All rights reserved.

I Love to Make Quilts.com

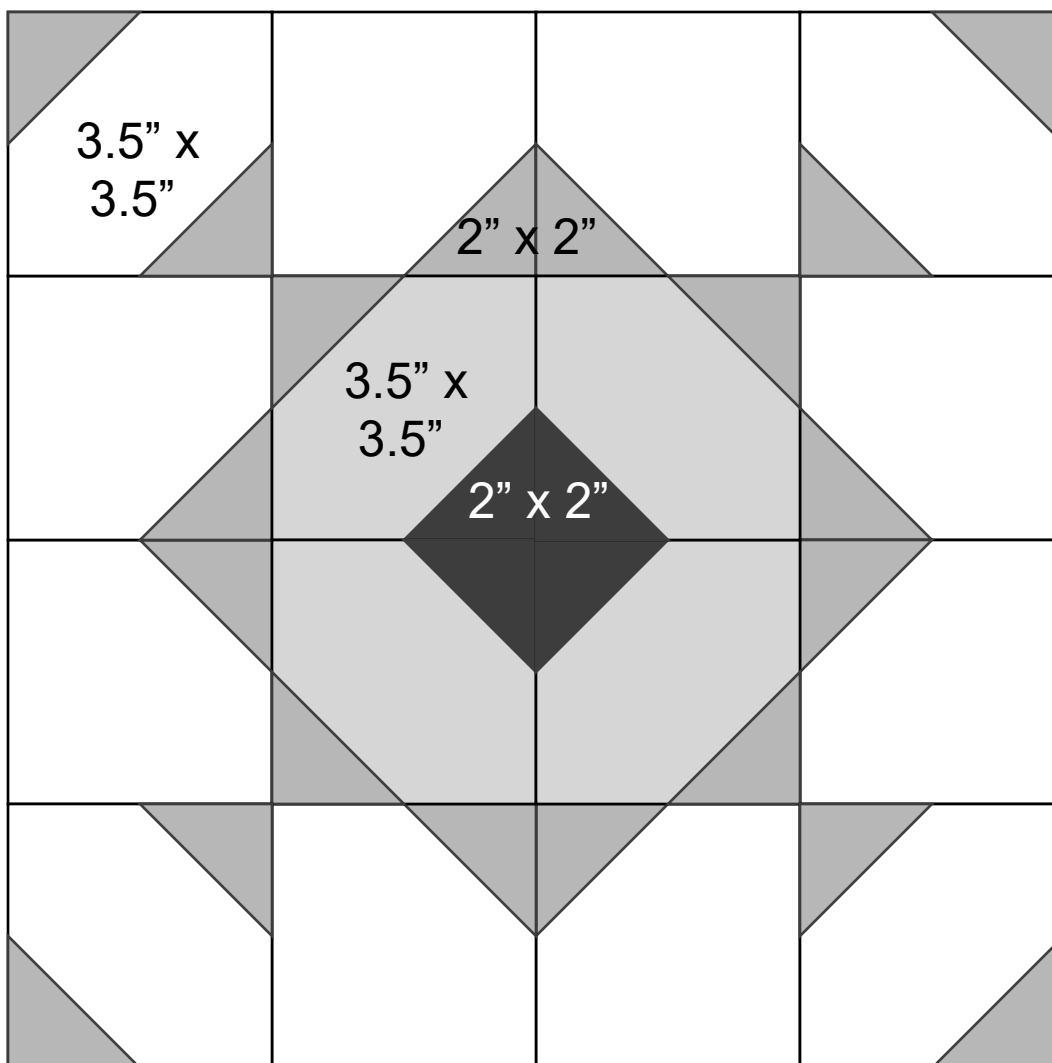
A site for Passionate Quilters
Hosted by Pat Sloan

(Page - 3)

SUMMER CAMP

Unfinished / CUTTING Sizes

See directions for more details



Block is 12.5" x 12.5"

IN the Quilt it is finished size 12" x 12"

Pat Sloan the voice of quilting™
www.patsloan.com

I hope you enjoy making this quilt. These instructions may not be reproduced by any mechanical or electronic means, including photocopying. Making copies for any purpose other than your own personal use is a violation of copyright laws. ©2022 Pat Sloan & Co. LLC, All rights reserved.


I Love to Make Quilts.com

A site for Passionate Quilters
Hosted by Pat Sloan

(Page - 4)

SUMMER CAMP

BONUS PROJECT



****Size ** 48.5" x 60.5"
Cut & make 20 Blocks**

Pat Sloan the voice of quilting™
www.patsloan.com

I hope you enjoy making this quilt. These instructions may not be reproduced by any mechanical or electronic means, including photocopying. Making copies for any purpose other than your own personal use is a violation of copyright laws. ©2022 Pat Sloan & Co. LLC, All rights reserved.


I Love to Make Quilts.com

A site for Passionate Quilters
Hosted by Pat Sloan

(Page - 5)

SUMMER CAMP

BONUS Project Coloring Page



Pat Sloan the voice of quilting™
www.patsloan.com

I hope you enjoy making this quilt. These instructions may not be reproduced by any mechanical or electronic means, including photocopying. Making copies for any purpose other than your own personal use is a violation of copyright laws. ©2022 Pat Sloan & Co. LLC, All rights reserved.

I Love to Make Quilts.com

A site for Passionate Quilters
Hosted by Pat Sloan

(Page - 6)