

A Flower Bouquet

Block 8/20 – Geraniums

Hosted by Pat Sloan At Ilovetomakequilts.com

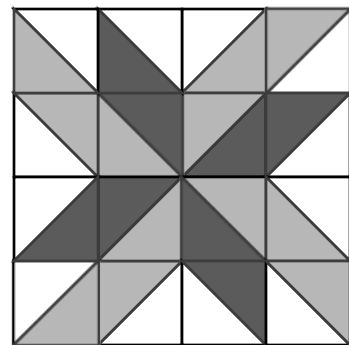
The first flower I bought as a teenager was a potted Begonia from a vendor in the Grand Place in Brussels Belgium. I took it home and grew it on the window sill in my bedroom

The next flower I bought was a bright red Geranium. I have bought a red geranium every year since and I can never get enough of them.

They look so cheerful clustered together. They are happy lined up in a row. They are glorious filling pots on the deck, I use them everywhere! I'm also very fond on the Martha Washington Variety that is ruffled, usually in pink or white. But also in all shades of burgundy.

"The lesson I have thoroughly learnt, and wish to pass on to others, is to know the enduring happiness that the love of a garden gives." – **Gertrude Jekyll**

Enter your email for my notice of each new block release & join my online group to share with everyone!



Blocks are 12.5" x 12.5"
Finished size 12" x 12"

Ruler Cutting

Light fabrics

- Cut 6 squares 4" x 4"

Medium fabrics

- Cut 6 squares 4" x 4"

Dark fabrics


- Cut 4 squares 4" x 4"

Directions

1) Using 2 of the 4" medium and 4" dark fabric squares make HSTs using method on my separate HST PDF or use one of the other methods from my Triangle book

trim to 3.5" square

Make 4 units



See my Book
"Pat Sloan's Teach Me to Sew Triangles"
For Step by Step photos and methods to
make more at one time

Gemini Die Cutting

Light fabrics

- Cut 12 triangles 3.5" x 3.5"

Medium fabrics

- Cut 12 triangles 3.5" x 3.5"

Dark fabrics

- Cut 8 triangles 3.5" x 3.5"

I Love to Make Quilts.com

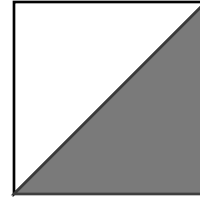
A site for Passionate Quilters
Hosted by Pat Sloan

Directions

2) Using 2 of the 4" light and 4" dark fabric square, make HSTs using method on my separate HST PDF

trim to 3.5" square

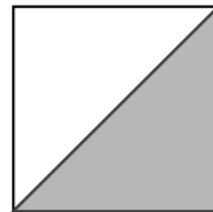
Make 4



3) Using 4 of the 4" light and 4" medium fabric square, make HSTs using method on my separate HST PDF

trim to 3.5" square

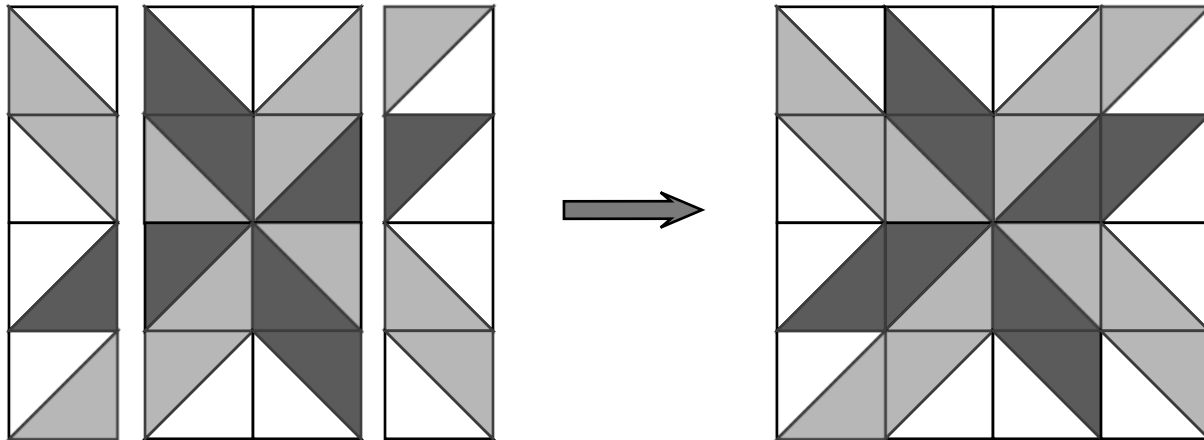
Make 8



4) Following the diagram and color placement, sew the block.

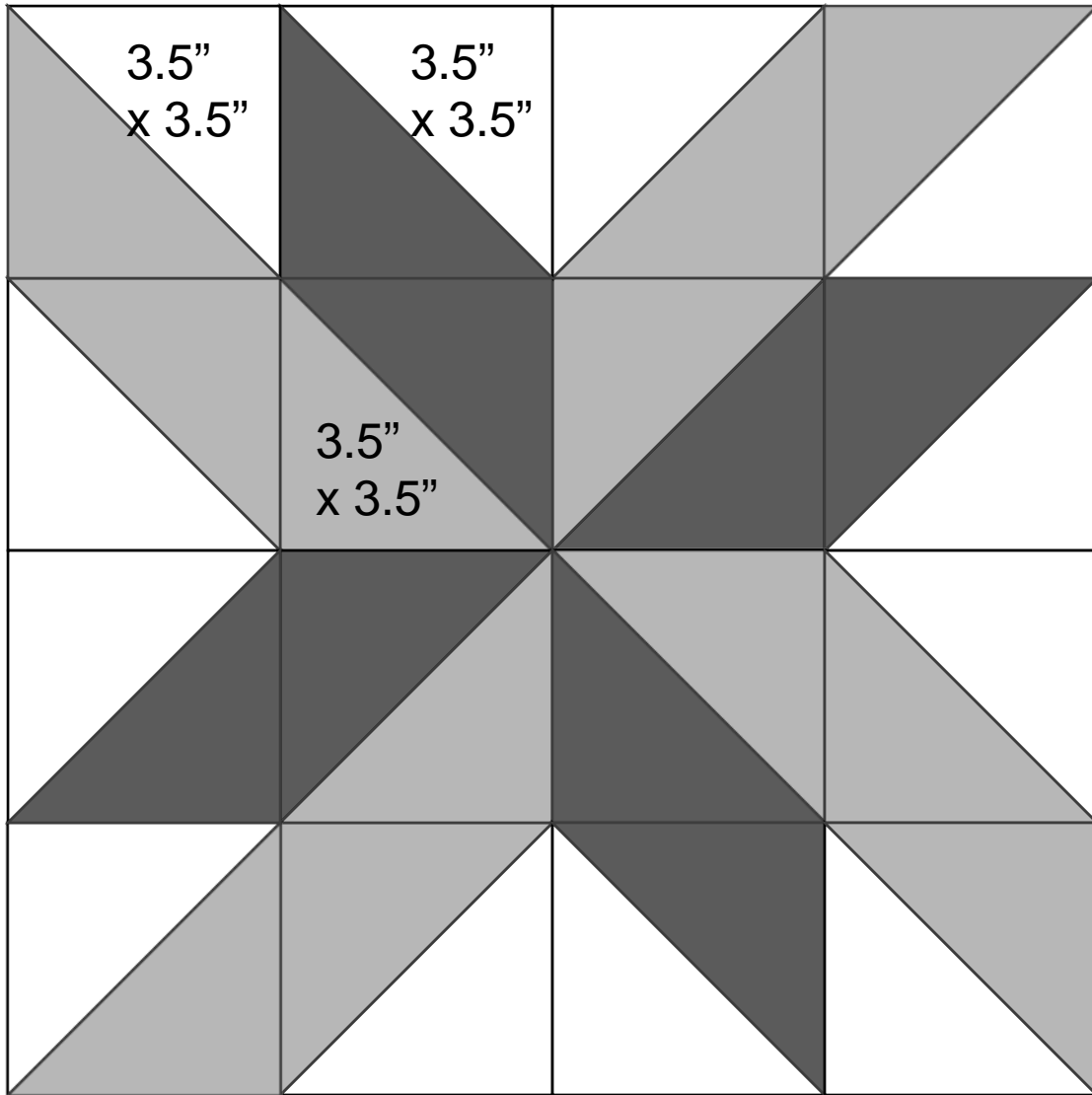
Make 1

Measures 12.5" x 12.5"



Unfinished / CUTTING Sizes

See directions for more details



Block is 12.5" x 12.5"


IN the Quilt it is finished size 12" x 12"

A Flower Bouquet

I Love to Make Quilts.com

A site for Passionate Quilters

Hosted by Pat Sloan



54.5" x 68.5"

20 blocks

31 Sashings 2.5" x 12.5"


12 center squares 2.5" x 2.5"

Pat Sloan the voice of quilting™
www.patsloan.com

Website PatSloan.com - Articles & Tutorials blog.PatSloan.com
Online Community Facebook.com/PatSloanQuiltFun

Block 8/20 – Geraniums


(Page -4)



Bonus! A Design page to color for fabric placement

Block 8/20 – Geraniums

(Page - 5)



A Flower Bouquet

Block placement

See project page for layout directions