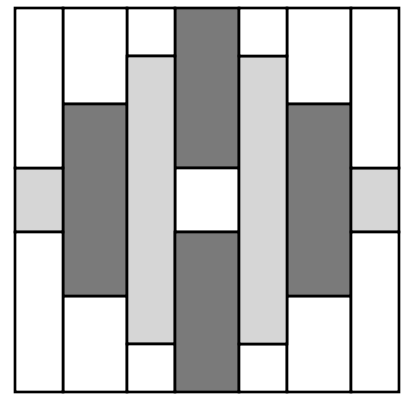


Childhood Games

Block 8– Monopoly

Hosted by Pat Sloan At llovetomakequilts.com

There might be a Monopoly game in every home!
It was created in 1935 by Parker Brothers. The game has become a part of pop culture around the world and translated into 37 languages. What game piece did you always want to be? The Scottie dog, top hat, the thimble (which sadly was voted out a few years ago), boot, wheelbarrow, cat, race car, or battleship?



Block is 12.5" x 12.5"
Finished size 12" x 12"

When the thimble got tossed the boot and wheelbarrow went with it replaced by a Tyrannosaurus rex, a penguin and a rubber ducky. As I kid I liked the scottie dog and the top hat!

Enter your email for my notice of each new block release & join my online group to share with everyone!

Cutting & Sewing

Light Fabric

- Cut 1 square 2.5" x 2.5"
- Cut 4 squares 2" x 2"
- Cut 4 rectangles 2.5" x 3.5"
- Cut 4 rectangles 2" x 5.5"

Medium Fabric

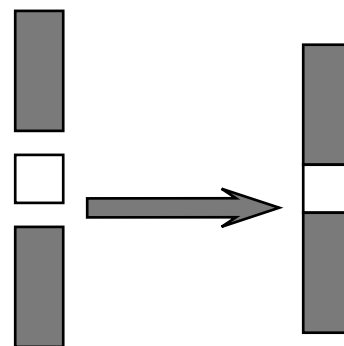
- Cut 2 rectangles 2" x 9.5"
- Cut 2 rectangles 2" x 2.5"

Dark Fabric

- Cut 2 rectangles 2.5" x 6.5"
- Cut 2 rectangles 2.5" x 5.5"

Directions

- 1) Sew the 2.5" x 5.5" dark rectangles To either side of the 2.5" light square for the middle unit of the block
Make 1 unit - Measures to 2.5" x 12.5"



Pat Sloan the voice of quilting™
www.patsloan.com

I hope you enjoy making this quilt. These instructions may not be reproduced by any mechanical or electronic means, including photocopying. Making copies for any purpose other than your own personal use is a violation of copyright laws. ©2020 Pat Sloan & Co. LLC, All rights reserved.

I Love to Make Quilts.com

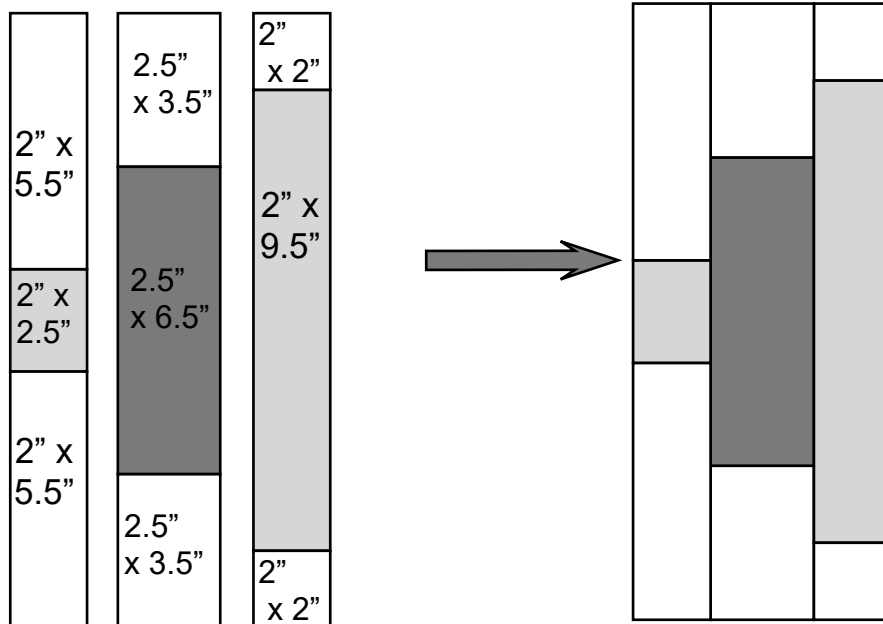
A site for Passionate Quilters
Hosted by Pat Sloan

Childhood Games *I Love to Make Quilts.com*

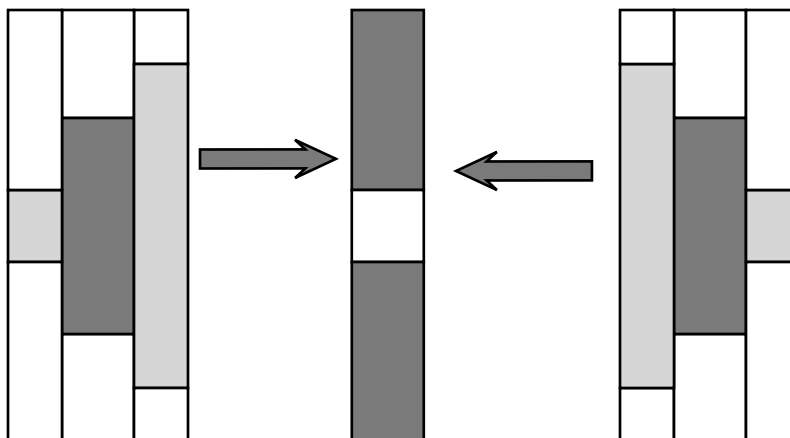
A site for Passionate Quilters
Hosted by Pat Sloan

Directions

- 2) Following the diagram Sew the 3 vertical strip units
Then sew them together
Make 2 Measures 5.5" x 12.5"



- 3) Sew a 3 strip unit to each side of the center strip. Be sure to rotate so the long medium fabric strip is on the inside.
Block is 12.5" x 12.5"



Block 8– Monopoly

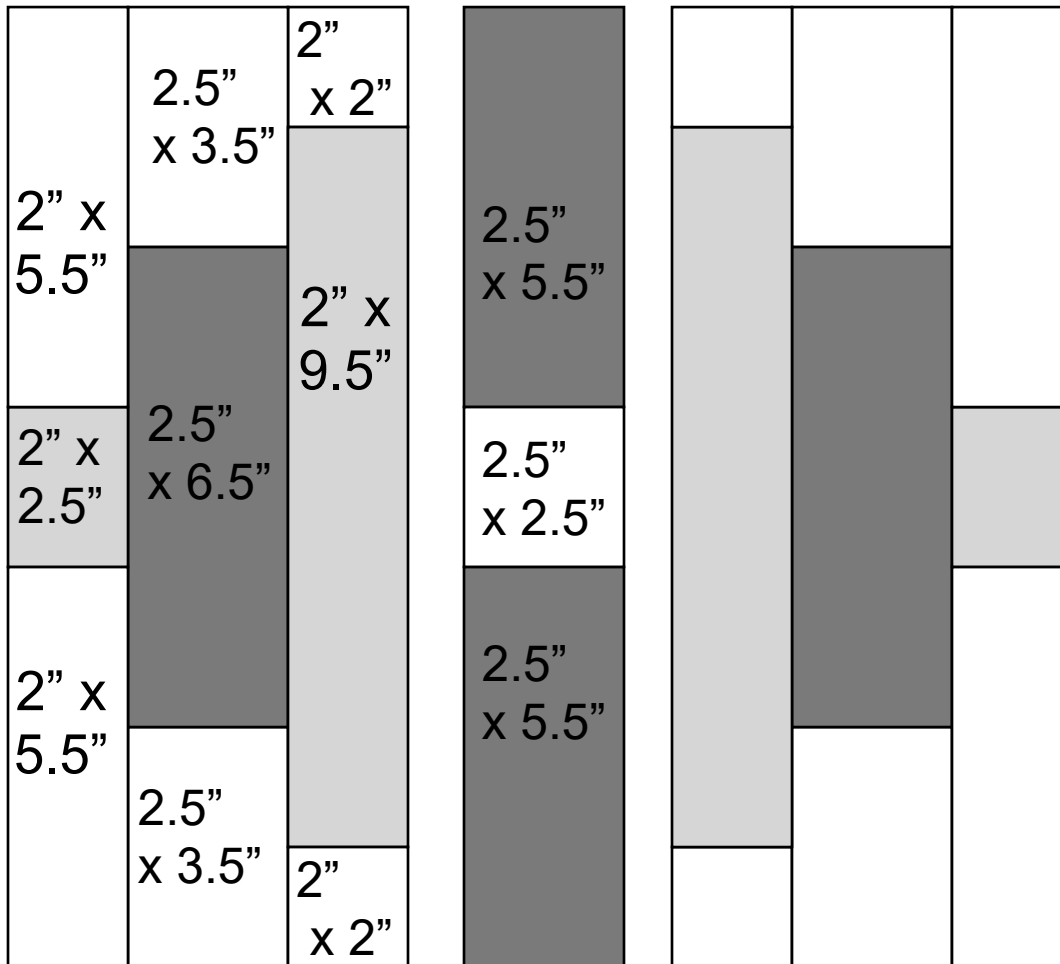
I hope you enjoy making this quilt. These instructions may not be reproduced by any mechanical or electronic means, including photocopying. Making copies for any purpose other than your own personal use is a violation of copyright laws. ©2020 Pat Sloan & Co. LLC, All rights reserved.

Pat Sloan the voice of quilting™
www.patsloan.com

(Page - 2)

Unfinished / CUTTING Sizes

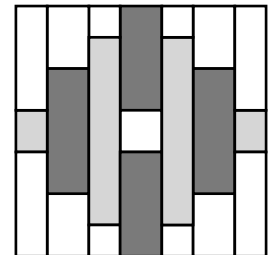
See directions for more details



Square the Block to 12.5" x 12.5"

IN the Quilt it is finished size 12" x 12"


Block 8– Monopoly



I hope you enjoy making this quilt. These instructions may not be reproduced by any mechanical or electronic means, including photocopying. Making copies for any purpose other than your own personal use is a violation of copyright laws. ©2020 Pat Sloan & Co. LLC, All rights reserved.

Childhood Games *I Love to Make Quilts.com*

A site for Passionate Quilters
Hosted by Pat Sloan



BONUS PROJECT

Sashing Cutting Directions

-48 light strips 2.5" x 5.5"

-25 light strips 2.5" x 12.5"

Corner blocks

-54 dark squares 2.5" x 2.5"


Block 8– Monopoly

58" x 72" quilt using just this block with sashings & corners blocks

I hope you enjoy making this quilt. These instructions may not be reproduced by any mechanical or electronic means, including photocopying. Making copies for any purpose other than your own personal use is a violation of copyright laws. ©2020 Pat Sloan & Co. LLC, All rights reserved.

Pat Sloan the voice of quilting
www.patsloan.com

(Page -4)



BONUS Project Coloring Page Block 8– Monopoly

I hope you enjoy making this quilt. These instructions may not be reproduced by any mechanical or electronic means, including photocopying. Making copies for any purpose other than your own personal use is a violation of copyright laws. ©2020 Pat Sloan & Co. LLC, All rights reserved.

Pat Sloan the voice of quilting™
www.patsloan.com