

Fall Frolic

Block 8/9 – Cozy nights

Hosted by Pat Sloan At Ilovetomakequilts.com



Block is 12.5" x 12.5"
Finished size 12"x 12"

What makes a cozy fall night?

Do you light the fireplace, pour a nice drink and read a book?

Or do you prefer something outdoors like the fire pit or maybe a big bonfire for an event?

Last year we got a fire pit and I love it! We do use it all year, but it is most cozy on a chilly Afternoon or early evening. Tell me about your perfect cozy night

Enter your email for my notice of each new block release & join my online group to share with everyone!

Cutting & Sewing

This takes 6 fabrics. It's a great way to incorporate some of the smaller pieces left from what was used already

Light fabric #1

- Cut 1 square 2.5" x 2.5"
- Cut 1 strip 2.5" x 4.5"

Light Fabric #2

- Cut 1 strip 2.5" x 4.5"
- Cut 1 strip 2.5" x 6.5"

Medium fabrics #1

- Cut 1 strip 2.5" x 6.5"
- Cut 1 strip 2.5" x 8.5"

Medium fabrics #2

- Cut 1 strip 2.5" x 8.5"
- Cut 1 strip 2.5" x 10.5"

Dark Fabric

- Cut 1 strip 2.5" x 10.5"
- Cut 1 strip 2.5" x 12.5"

Very Dark Fabric

- Cut 1 square 2.5" x 2.5"

Directions

1) Sew the 2.5" very dark and 2.5" light fabric #1

To each other.

Measures 2.5" x 4.5" square

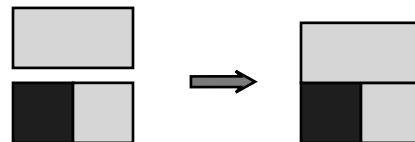
Make 1



2) Sew the 4.5" light fabric #1 strip to the top

Measures 4.5" x 4.5" square

Make 1



Pat Sloan the voice of quilting™
www.patsloan.com

I hope you enjoy making this quilt. These instructions may not be reproduced by any mechanical or electronic means, including photocopying. Making copies for any purpose other than your own personal use is a violation of copyright laws. ©2021 Pat Sloan & Co. LLC, All rights reserved.

I Love to Make Quilts.com

A site for Passionate Quilters
Hosted by Pat Sloan

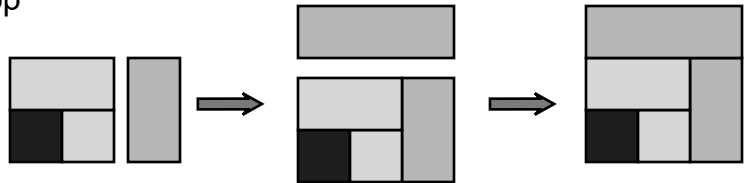
(Page - 1)

Fall Frolic

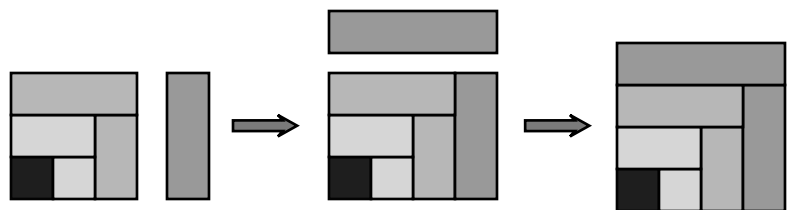
Block 8/9 – Cozy nights

Directions

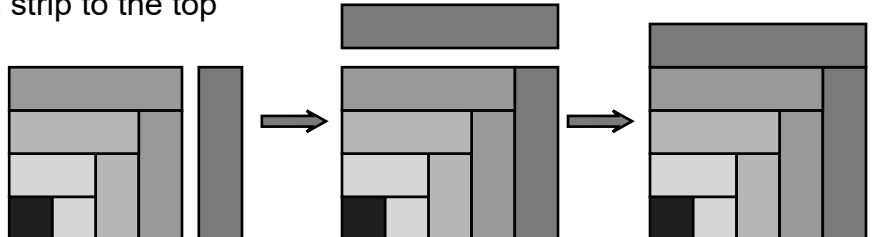
- 3) Following the diagram Sew the 4.5" light fabric #2 strip to the right side
Sew the 6.5" light fabric #2 strip to the top
Measures 6.5" x 6.5"
Make 1



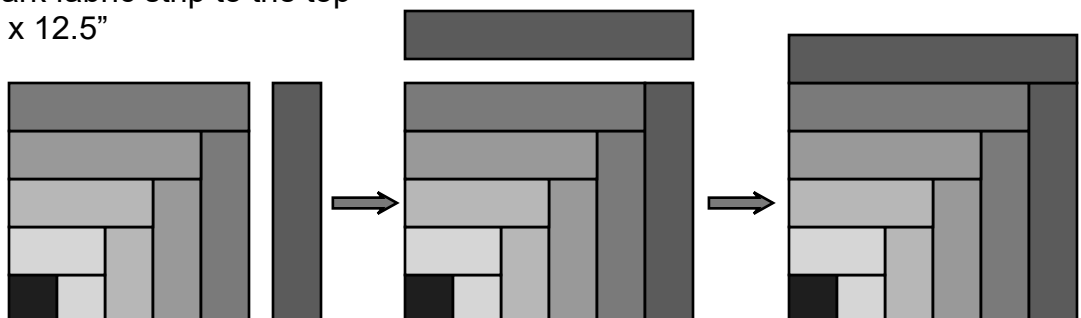
- 4) Following the diagram Sew the 6.5" medium fabric #1 strip to the right side
Sew the 8.5" medium fabric #1 strip to the top
Measures 8.5" x 8.5"
Make 1



- 5) Following the diagram Sew the 8.5" medium fabric #2 strip to the right side
Sew the 10.5" medium fabric #2 strip to the top
Measures 10.5" x 10.5"
Make 1



- 6) Following the diagram Sew the 10.5" dark fabric strip to the right side
Sew the 12.5" dark fabric strip to the top
Measures 12.5" x 12.5"
Make 1



Pat Sloan the voice of quilting™
www.patsloan.com

I Love to Make Quilts.com

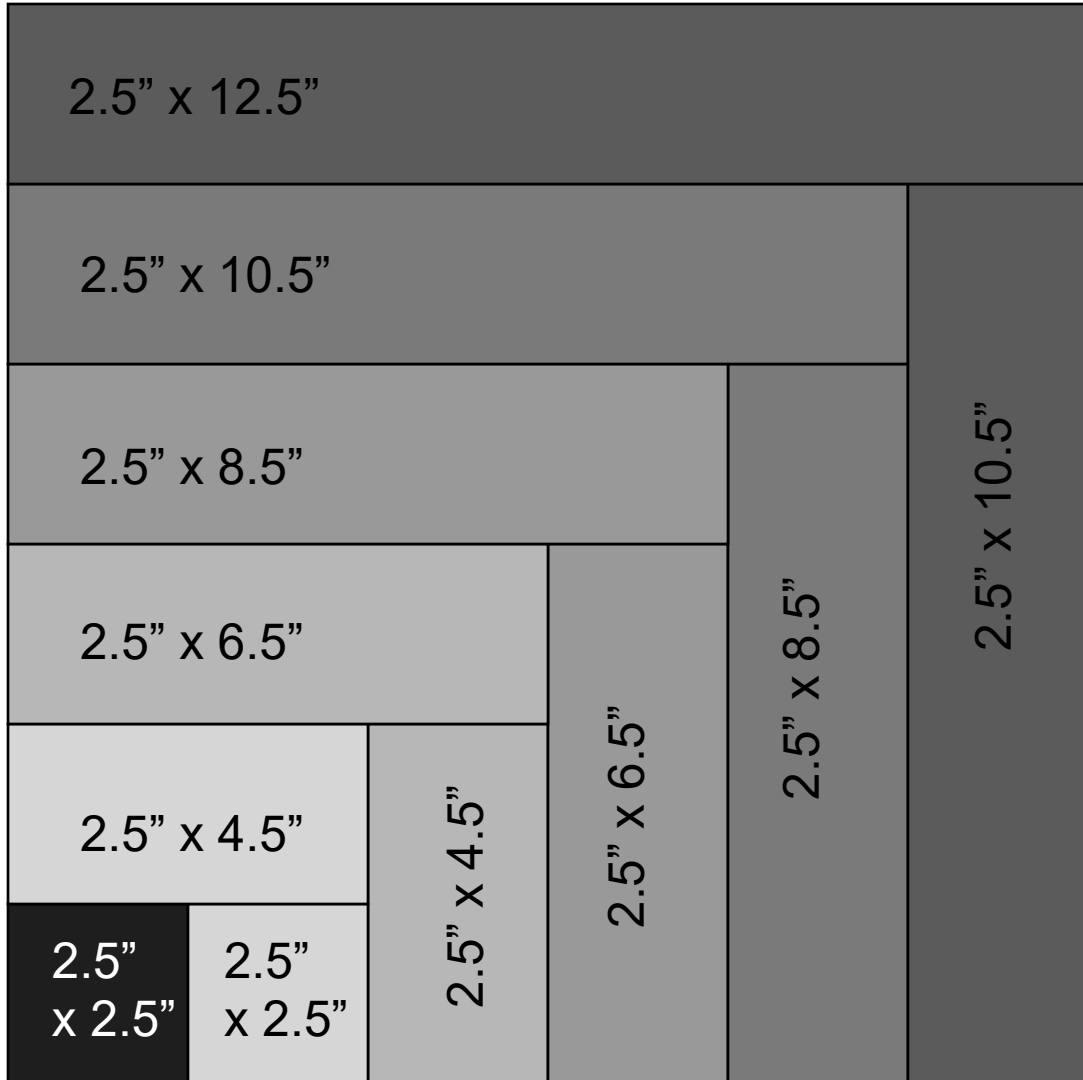
A site for Passionate Quilters
Hosted by Pat Sloan
(Page - 2)

I hope you enjoy making this quilt. These instructions may not be reproduced by any mechanical or electronic means, including photocopying. Making copies for any purpose other than your own personal use is a violation of copyright laws. ©2021 Pat Sloan & Co. LLC, All rights reserved.

Fall Frolic

Block 8/9 – Cozy nights

Unfinished Sizes



Block is 12.5" x 12.5"

IN the Quilt it is finished size 12" x 12"

Pat Sloan the voice of quilting™
www.patsloan.com

I Love to Make Quilts.com

A site for Passionate Quilters

Hosted by Pat Sloan


(Page - 3)

I hope you enjoy making this quilt. These instructions may not be reproduced by any mechanical or electronic means, including photocopying.

Making copies for any purpose other than your own personal use is a violation of copyright laws. ©2021 Pat Sloan & Co. LLC, All rights reserved.

Fall Frolic

Block 8/9 – Cozy nights



BONUS PROJECT using 60.5" x 72.5" - 30 Blocks

Pat Sloan the voice of quilting™
www.patsloan.com

I Love to Make Quilts.com

A site for Passionate Quilters

Hosted by Pat Sloan


I hope you enjoy making this quilt. These instructions may not be reproduced by any mechanical or electronic means, including photocopying.

Making copies for any purpose other than your own personal use is a violation of copyright laws. ©2021 Pat Sloan & Co. LLC, All rights reserved.

(Page -4)

Fall Frolic

Block 8/9 – Cozy nights



Bonus! A Design page to color for fabric placement

Pat Sloan the voice of quilting™
www.patsloan.com

I Love to Make Quilts.com

A site for Passionate Quilters
Hosted by Pat Sloan

I hope you enjoy making this quilt. These instructions may not be reproduced by any mechanical or electronic means, including photocopying. Making copies for any purpose other than your own personal use is a violation of copyright laws. ©2021 Pat Sloan & Co. LLC, All rights reserved.