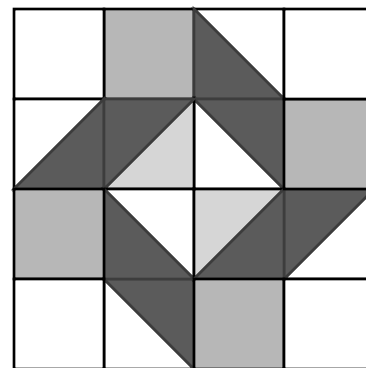


Going on a Picnic Block 8 Favorite Drinks



Block is 12.5" x 12.5"
Finished size 12" x 12"

Ruler Cutting

Light fabrics - white

- Cut 2 squares 4" x 4"
- Cut 4 squares 3.5" x 3.5"

Light fabrics pattern - 2 prints

- FROM EACH Cut 1 squares 4" x 4"

Medium fabrics

- Cut 4 squares 3.5" x 3.5"

Dark Fabric

- Cut 4 squares 4" x 4"

Gemini Die Cutting

Light fabrics

- Cut 8 triangles 3.5" x 3.5"
- Cut 4 squares 3.5" x 3.5"

Light fabrics pattern - 2 prints

- FROM EACH Cut 2 triangles 3.5" x 3.5"

Medium fabrics

- Cut 4 squares 3.5" x 3.5"

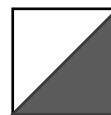
Dark Fabric

- Cut 8 triangles 3.5" x 3.5"

Directions


1) Using the 4" light white and 4" dark fabric squares make HSTs using method on my separate HST PDF or use one of the other methods from my Triangle book

Trim to 3.5" square
Make 4 units



2) Using the 4" light pattern and 4" dark fabric squares make HSTs using method on my separate HST PDF

Trim to 3.5" square
Make 4 units



See my Book

"Pat Sloan's Teach Me to Sew Triangles"
For Step by Step photos and methods to make more at one time

Pat Sloan the voice of quilting™
www.patsloan.com

I Love to Make Quilts.com

Website PatSloan.com - Articles & Tutorials blog.PatSloan.com

Online Community Facebook.com/PatSloanQuiltFun

A site for Passionate Quilters

Hosted by Pat Sloan

I hope you enjoy making this quilt. These instructions may not be reproduced by any mechanical or electronic means, including photocopying. Making copies for any purpose other than your own personal use is a violation of copyright laws.
©2020 Pat Sloan & Co. LLC, All rights reserved.

Going on a Picnic - Block 8 - Favorite Drinks

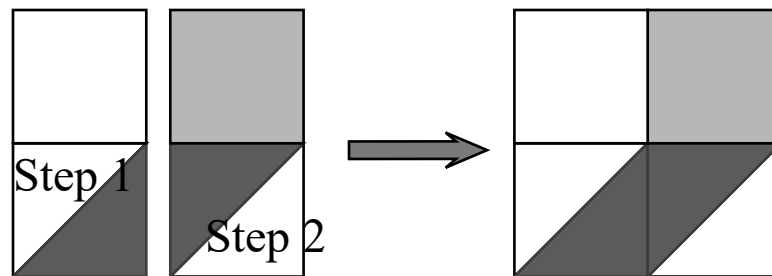
Directions

3) Following the diagram sew a HST unit from Step 1 and a HST unit from step 2 and a light white and a medium square together

Make 4

Measures 6.5" x 6.5"

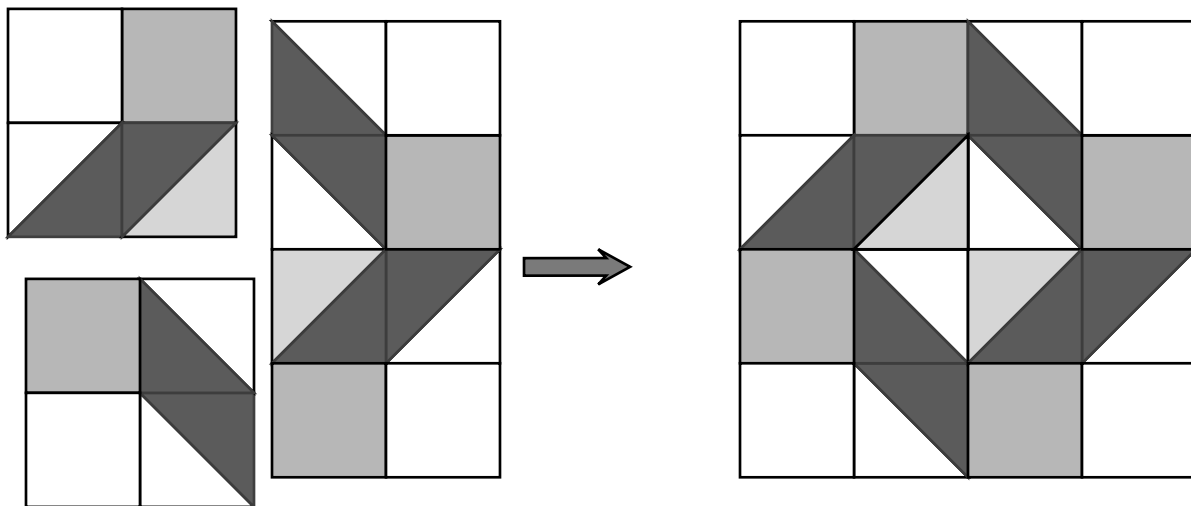
TIP: if using directional fabric carefully place blocks in the correct direction.



4) Following the diagram, Assemble the block

Make 1

Measures 12.5" x 12.5"



Pat Sloan the voice of quilting™
www.patsloan.com

I Love to Make Quilts.com

A site for Passionate Quilters
Hosted by Pat Sloan

Website PatSloan.com - Articles & Tutorials blog.PatSloan.com
Online Community Facebook.com/PatSloanQuiltFun

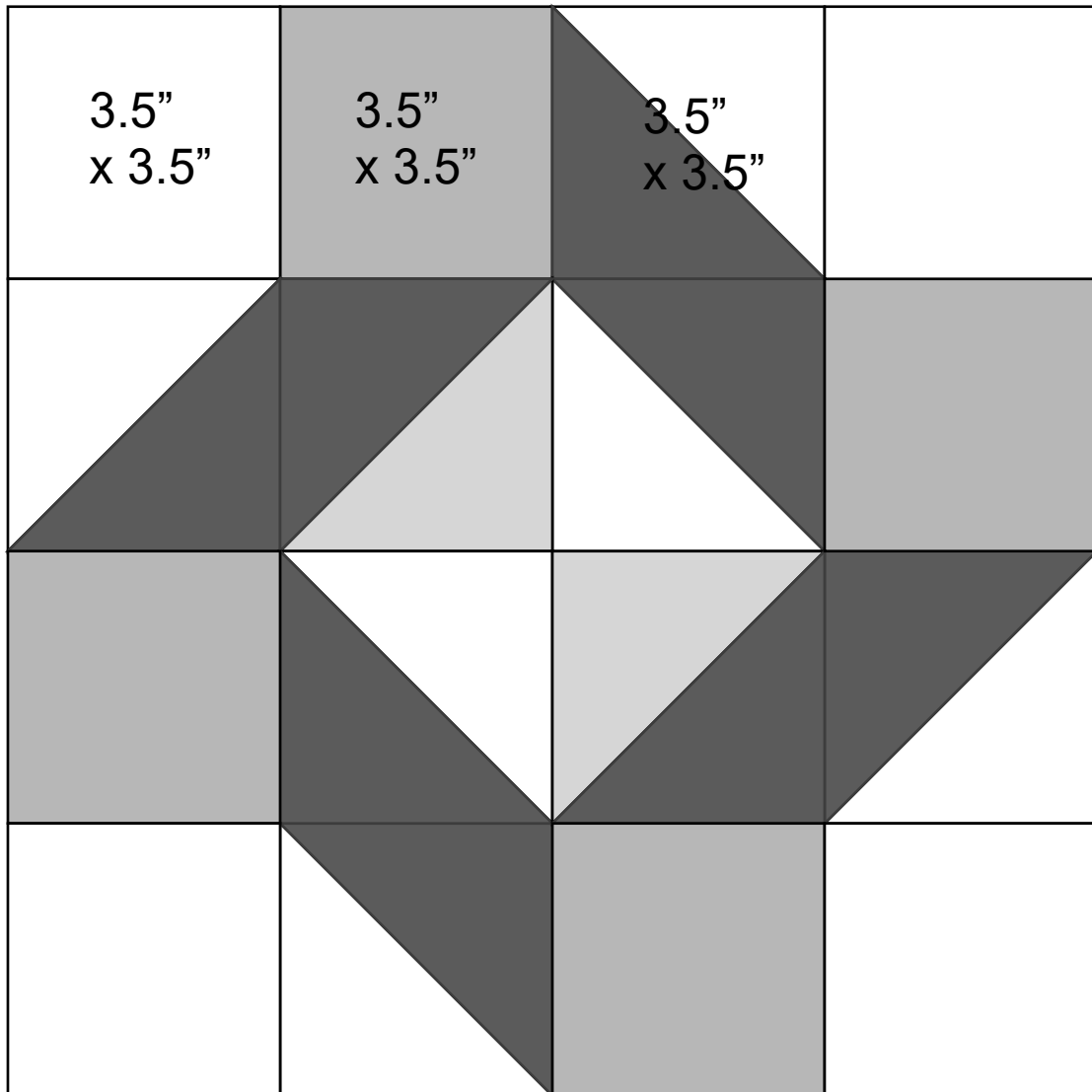
I hope you enjoy making this quilt. These instructions may not be reproduced by any mechanical or electronic means, including photocopying. Making copies for any purpose other than your own personal use is a violation of copyright laws.
©2020 Pat Sloan & Co. LLC, All rights reserved.

(Page - 2)

Going on a Picnic - Block 8 - Favorite Drinks

Unfinished / CUTTING Sizes

See directions for more details



Block is 12.5" x 12.5"

IN the Quilt it is finished size 12" x 12"

Pat Sloan the voice of quilting™
www.patsloan.com

I Love to Make Quilts.com

Website PatSloan.com - Articles & Tutorials blog.PatSloan.com
Online Community Facebook.com/PatSloanQuiltFun


A site for Passionate Quilters
Hosted by Pat Sloan

I hope you enjoy making this quilt. These instructions may not be reproduced by any mechanical or electronic means, including photocopying. Making copies for any purpose other than your own personal use is a violation of copyright laws.
©2020 Pat Sloan & Co. LLC, All rights reserved.

(Page - 3)

Going on a Picnic - Block 8 - Favorite Drinks

Block 2/20 – Bulbs



Pat Sloan the voice of quilting™
www.patsloan.com

I Love to Make Quilts.com

Website PatSloan.com - Articles & Tutorials blog.PatSloan.com
Online Community Facebook.com/PatSloanQuiltFun


A site for Passionate Quilters
Hosted by Pat Sloan

I hope you enjoy making this quilt. These instructions may not be reproduced by any mechanical or electronic means, including photocopying. Making copies for any purpose other than your own personal use is a violation of copyright laws.
©2020 Pat Sloan & Co. LLC, All rights reserved.

(Page -4)

Going on a Picnic - Block 8 - Favorite Drinks

Bonus! A Design page to color for fabric placement



Pat Sloan the voice of quilting™
www.patsloan.com

I Love to Make Quilts.com

Website PatSloan.com - Articles & Tutorials blog.PatSloan.com
Online Community Facebook.com/PatSloanQuiltFun

A site for Passionate Quilters
Hosted by Pat Sloan

I hope you enjoy making this quilt. These instructions may not be reproduced by any mechanical or electronic means, including photocopying. Making copies for any purpose other than your own personal use is a violation of copyright laws.
©2020 Pat Sloan & Co. LLC, All rights reserved.