

Merry & Bright

Block 8/17 – Waiting for Santa


Hosted by Pat Sloan At Ilovetomakequilts.com

Santa comes down the chimney in every story and photo you see! My block is the chimney top just waiting for Santa to arrive with his big sack of goodies.

When I was little we didn't have a fireplace. So I asked my dad how was Santa going to get in?

Being very clever, Dad told me he comes in on our balcony. Luckily this made perfect sense to me!

Do you have a fireplace?



Block is 9.5" x 9.5"
Finished size 9" x 9"

Enter your email for my notice of each new block release & join my online group to share with everyone!

Cutting & Sewing

Dark Fabric

- Cut 4 strips 2" x 3.5"
- Cut 4 squares 2" x 2"

Medium Fabric -

- Cut 4 strips 2" x 3.5"
- Cut 4 squares 2" x 2"

Light Fabric -

- Cut 1 square 3.5" x 3.5"
- Cut 4 strips 2" x 3.5"

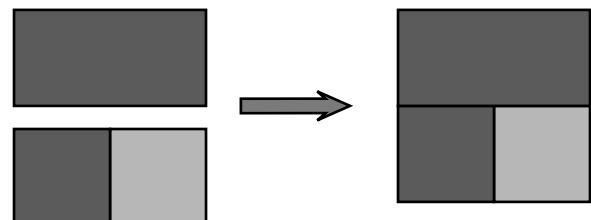
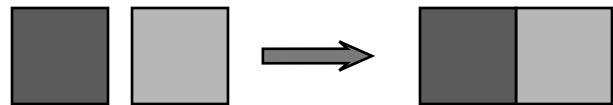
Directions

- 1) Following the diagram, sew a dark 2" Square and a medium 2" square together.

Sew a dark strip to the top

Make 4

Measures 3.5" x 3.5"



See my Team Me Series of Books
"Pat Sloan's Teach Me to Sew Triangles"
For Step by Step photos and methods to
make more at one time

Pat Sloan the voice of quilting™
www.patsloan.com

I Love to Make Quilts.com

Website PatSloan.com - Articles & Tutorials blog.PatSloan.com
Online Community [Facebook.com/PatSloanQuiltFun](https://www.facebook.com/PatSloanQuiltFun)

A site for Passionate Quilters
Hosted by Pat Sloan

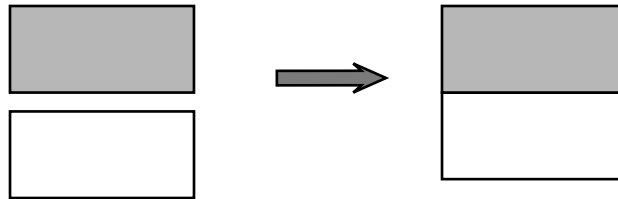
Block Directions

2) Following the diagram sew a medium and light strip together

TIP - if using Directional fabric, watch your placement.

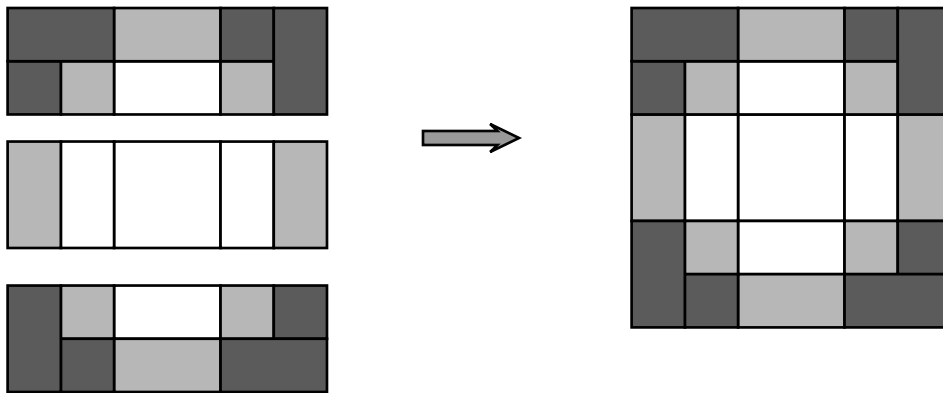
Make 4

Measures 3.5" x 3.5"



3) Following diagram carefully place the blocks noting any directional fabric

Measures 9.5" x 9.5"



Unfinished Sizes

2" x 3.5"		2" x 3.5"		
2" x 2"	2" x 2"	2" x 3.5"		
2" x 3.5"	2" x 3.5"	3.5" x 3.5"		

Block is 9.5" x 9.5"

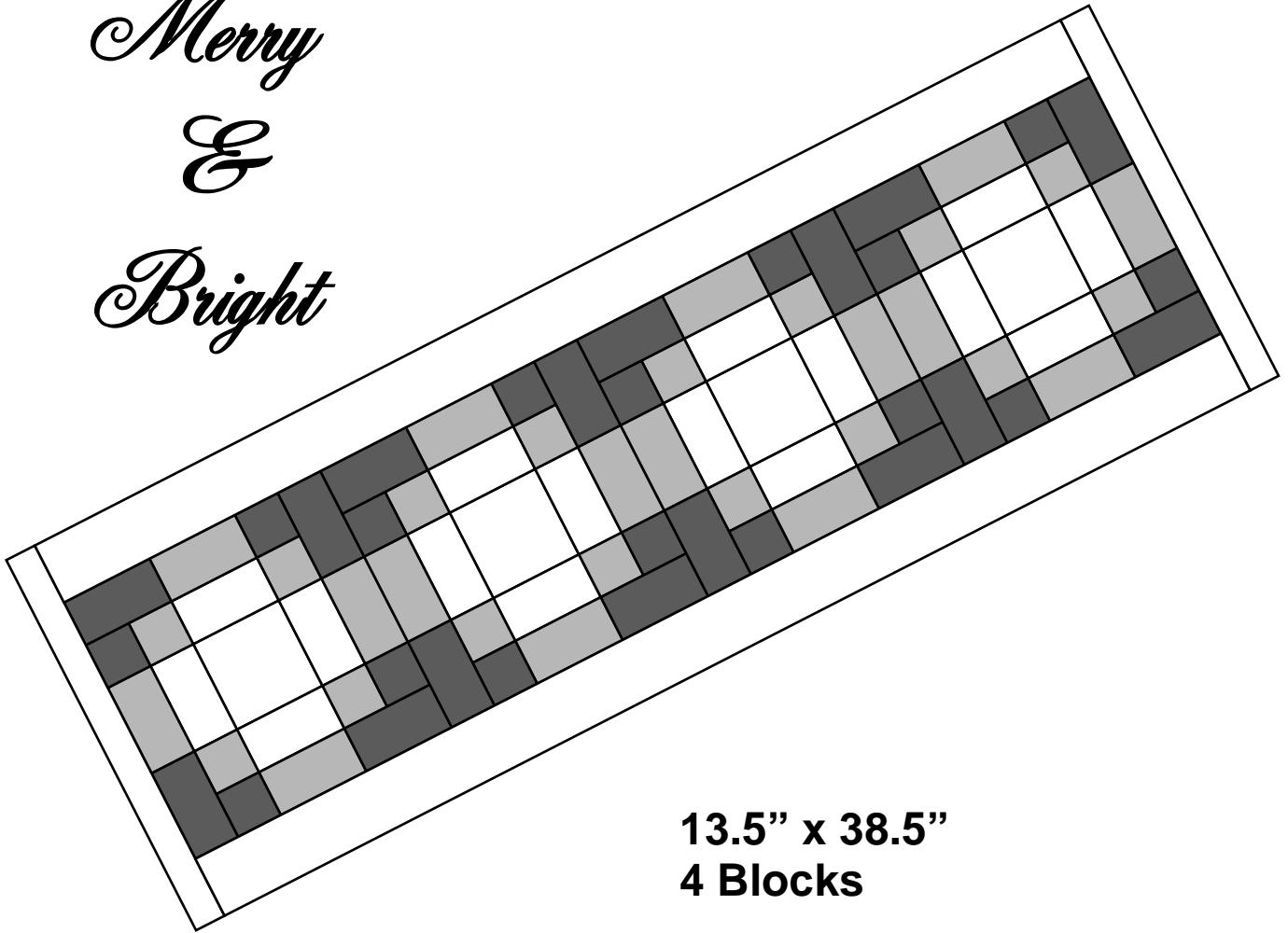
IN the Quilt it is finished size 9" x 9"

BONUS Layout

Merry

&

Bright




13.5" x 38.5"

4 Blocks

2 strips 2.5" x 36.5"

2 strips 1.5" x 13.5"



Block placement- See project page for layout directions

(Page - 5)