

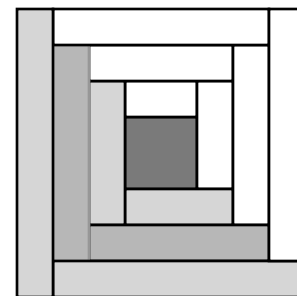
Ode to our National Parks

Block 8/9 – Over Nighting

Hosted by Pat Sloan At Ilovetomakequilts.com

Many of our National parks offer a way to stay overnight.

You can camp at loads of them, but I'm interested in the ones with a hotel, as that is 'my favorite' form of roughing it in a Park.. Haha!



Block is 12.5" x 12.5"
Finished size 12" x 12"

The more well known parks have hotels on site, a few of the ones you might not know have a hotel/Lodge are:

- Volcano House, Hawaii Volcanoes National Park, Hawaii - a bucket list place!
- Shenandoah National Park VA has a lodge - this is near me!
- Chisos Mountains Lodge, Big Bend National Park, Texas - it looks amazing!

Have you stayed overnight?

Enter your email for my notice of each new block release & join my online group to share with everyone!

Cutting Directions

Light fabrics

- Cut 1 strip 2" x 3.5"
- Cut 1 strip 2" x 5"
- Cut 1 strip 2" x 6.5"
- Cut 1 strip 2" x 8"
- Cut 1 strip 2" x 9.5"
- Cut 1 strip 2" x 11"

Medium Fabrics

- Cut 1 strip 2" x 5"
- Cut 1 strip 2" x 6.5"
- Cut 1 strip 2" x 8"
- Cut 1 strip 2" x 9.5"
- Cut 1 strip 2" x 11"
- Cut 1 strip 2" x 12.5"

Dark Fabric

- Cut 1 square 3.5" x 3.5"

Pat Sloan the voice of quilting™
www.patsloan.com

I hope you enjoy making this quilt. These instructions may not be reproduced by any mechanical or electronic means, including photocopying.


Making copies for any purpose other than your own personal use is a violation of copyright laws. ©2024 Pat Sloan & Co. LLC, All rights reserved.

Directions

(1) Following the Diagram, sew the light 2" x 3.5" and 2" x 5" to the sides of the center 3.5" x 3.5" square.

Measure to 5" x 5"

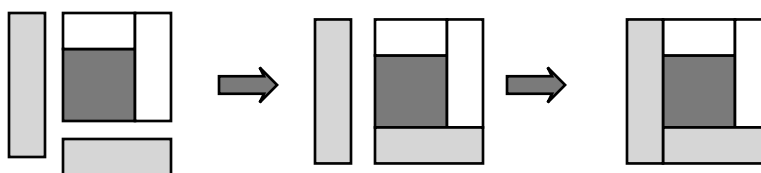
Make 1 unit



(2) Following the Diagram, sew the dark 2" x 5" and 2" x 6.5" to the center from step #1

Measure to 6.5" x 6.5"

Make 1 unit



I Love to Make Quilts.com

A site for Passionate Quilters
Hosted by Pat Sloan

Ode to our National Parks

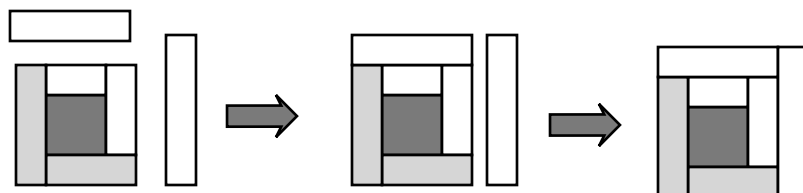
Block 8/9 – Over Nighting

Directions

(3) Following the Diagram, sew the light 2" x 6.5" and 2" x 8" to the sides of the center from step #2

Measure to 8" x 8"

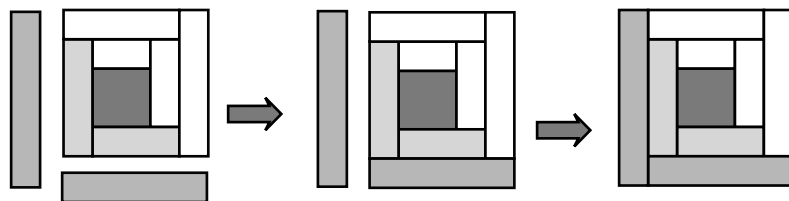
Make 1 unit



(4) Following the Diagram, sew the dark 2" x 8" and 2" x 9.5" to the center from step #3

Measure to 9.5" x 9.5"

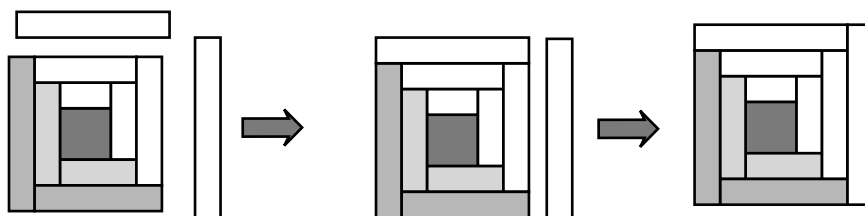
Make 1 unit



(5) Following the Diagram, sew the light 2" x 9.5" and 2" x 11" to the sides of the center from step #4

Measure to 11" x 11"

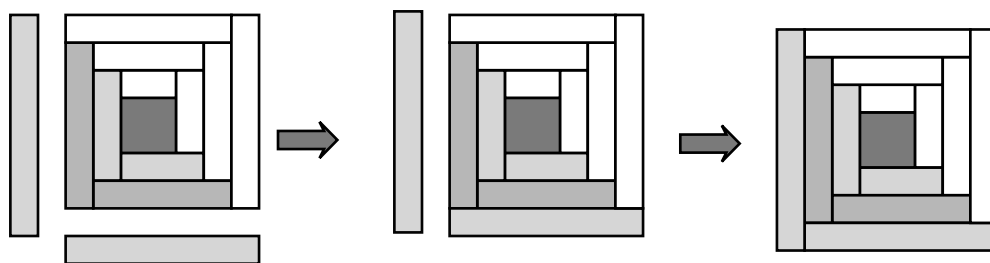
Make 1 unit



(6) Following the Diagram, sew the dark 2" x 11" and 2" x 12.5" to the center from step #5

Measure to 12.5" x 12.5"

Make 1 unit



I hope you enjoy making this quilt. These instructions may not be reproduced by any mechanical or electronic means, including photocopying. Making copies for any purpose other than your own personal use is a violation of copyright laws. ©2024 Pat Sloan & Co. LLC, All rights reserved.

Pat Sloan the voice of quilting™
www.patsloan.com

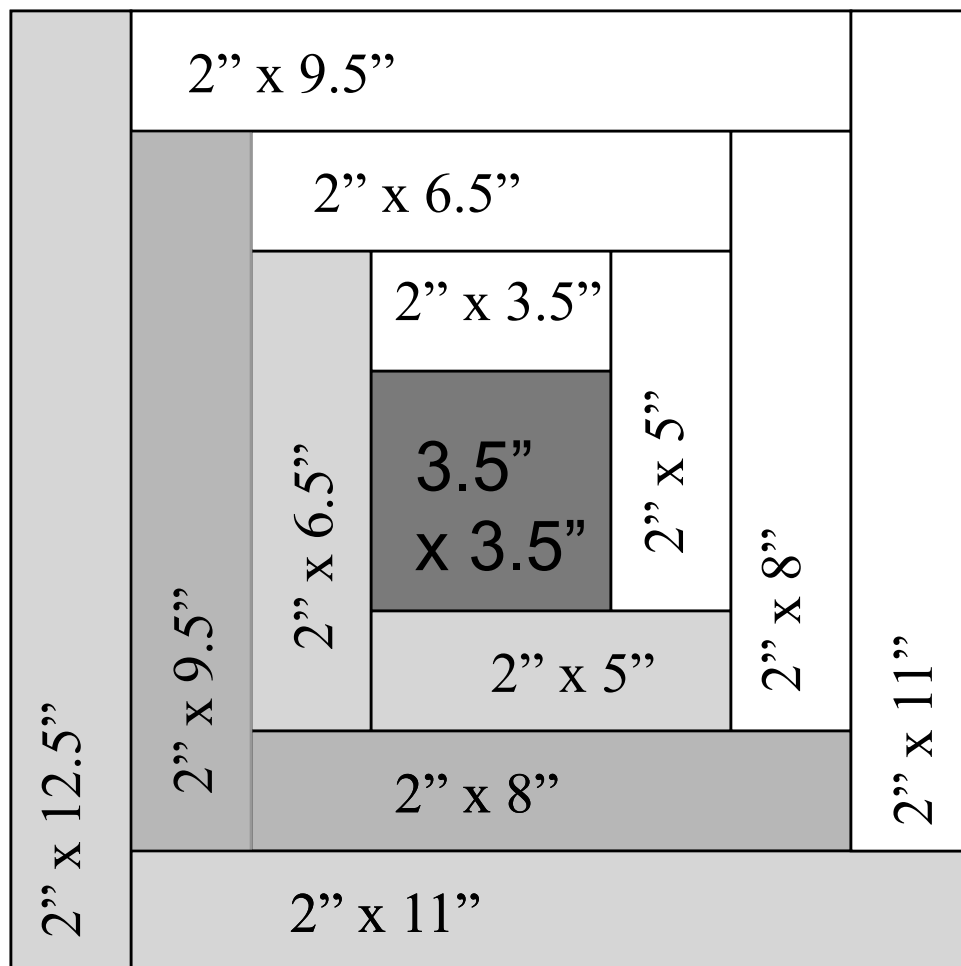
(Page - 2)

Ode to our National Parks

Block 8/9 – Over Nighting

Unfinished / CUTTING Sizes

See directions for more details



Block is 12.5" x 12.5"


IN the Quilt it is finished size 12" x 12"

I hope you enjoy making this quilt. These instructions may not be reproduced by any mechanical or electronic means, including photocopying. Making copies for any purpose other than your own personal use is a violation of copyright laws. ©2024 Pat Sloan & Co. LLC, All rights reserved.

Pat Sloan the voice of quilting™
www.patsloan.com

Ode to our National Parks

Block 8/9 – Over Nighting



**BONUS PROJECT using
72.5" x 72.5" - 36 Blocks**


I hope you enjoy making this quilt. These instructions may not be reproduced by any mechanical or electronic means, including photocopying. Making copies for any purpose other than your own personal use is a violation of copyright laws. ©2024 Pat Sloan & Co. LLC, All rights reserved.

Pat Sloan the voice of quilting™
www.patsloan.com

(Page -4)

Ode to our National Parks

Block 8/9 – Over Nighting



BONUS Project Coloring Page

I hope you enjoy making this quilt. These instructions may not be reproduced by any mechanical or electronic means, including photocopying. Making copies for any purpose other than your own personal use is a violation of copyright laws. ©2024 Pat Sloan & Co. LLC, All rights reserved.

Pat Sloan the voice of quilting™
www.patsloan.com