

Main Street

Block 9/12 – Places of Worship

Hosted by Pat Sloan At Ilovetomakequilts.com


Every town, big and small, has at least one place of worship. In Europe the cathedrals are very old, with a level of spectacular you have to see for yourself.

In contrast my husband's family church is an old stone church just off the center of town. Gregg and his family walked to this church. We decided to be married there. It's a beautiful little church.

For 20 years now I've taught in churches and synagogues across the country. They are not only places of worship but also gathering spots for the community.

How many places of Worship does your town have?

Enter your email for my notice of each new block release & join my online group to share with everyone!



Block is 12.5" x 12.5"
Finished size 12" x 12"

Cutting Directions

Light fabrics

- Cut 4 squares 2.5" x 2.5"
- Cut 4 strips 2.5" x 4.5"
- Cut 2 strips 2.5" x 6.5"

Medium center fabric

- Cut 2 squares 2.5" x 2.5"
- Cut 2 strips 2.5" x 4.5"

Dark Fabric

- Cut 2 squares 2.5" x 2.5"
- Cut 2 strips 2.5" x 4.5"
- Cut 2 strips 2.5" x 6.5"

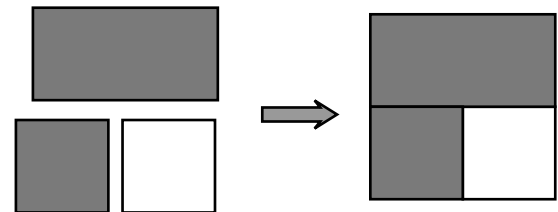
Directions

1) Using the 2.5" light square, 2.5" medium square and 2.5" x 4.5" medium strip sew this unit

Measures

4.5" x 4.5"

Make 2 units

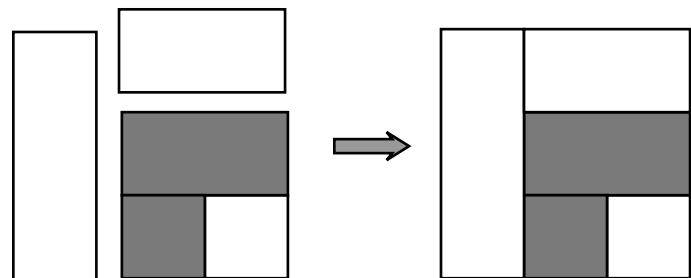


2) Using the 2.5" x 4.5" and 2.5" x 6.5" light strips sew this unit

Measures

6.5" x 6.5"

Make 2 units



Pat Sloan the voice of quilting™
www.patsloan.com

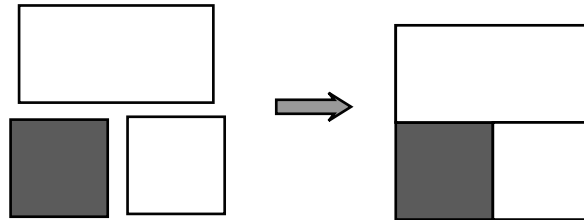
I Love to Make Quilts.com

Website PatSloan.com - Articles & Tutorials blog.PatSloan.com
Online Community [Facebook.com/PatSloanQuiltFun](https://www.facebook.com/PatSloanQuiltFun)

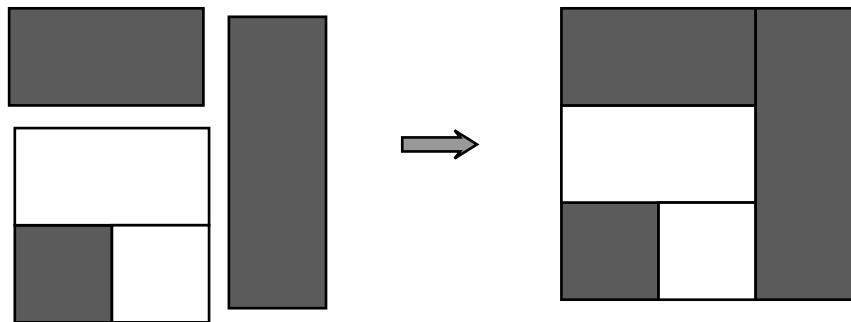
A site for Passionate Quilters
Hosted by Pat Sloan

Directions

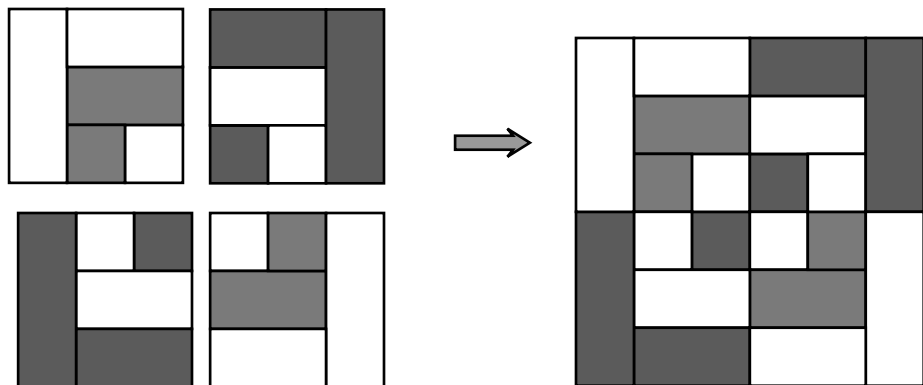
3) Using the 2.5" light square, 2.5" dark square and 2.5" x 4.5" light strip sew this unit
Measures 4.5" x 4.5"
Make 2 units



4) Using the 2.5" x 4.5" and 2.5" x 6.5" dark strips sew this unit
Measures 6.5" x 6.5"
Make 2 units



5) Following the diagram, use the 4 units from above to sew the block
Measures 12.5" x 12.5"
Make 1




Unfinished / CUTTING Sizes

See directions for more details

2.5" x 6.5"	2.5" x 4.5"				
	2.5" x 2.5"	2.5" x 2.5"			
2.5" x 6.5"	2.5" x 2.5"	2.5" x 2.5"			
	2.5" x 4.5"				
	2.5" x 4.5"				

Block is 12.5" x 12.5"

IN the Quilt it is finished size 12" x 12"



****Size ****

54.5" x 68.5"

**Cut & make
20 Blocks**

Cut

31 sashing

2.5" x 12.5"

12 squares


2.5" x 2.5"

TIP

**When I use the
same Sashing
Fabric as the
one outer strips,
it causes
this new image
to appear**

BONUS PROJECT

Main Street



BONUS Coloring Page Block 9/12 – Places of Worship


(Page -5)

I Love to Make Quilts.com

A site for Passionate Quilters

Hosted by Pat Sloan

Main Street



Website PatSloan.com - Articles & Tutorials blog.PatSloan.com
Online Community [Facebook.com/PatSloanQuiltFun](https://www.facebook.com/PatSloanQuiltFun)

Pat Sloan the voice of quilting™
www.patsloan.com