

SUMMER CAMP

Block 9 – Sleeping over

Hosted by Pat Sloan At Ilovetomakequilts.com

Most of my Girl Scout summer camp were day camps. But I had a few where we slept over and oh the great times we had! Like having it pouring rain, so we dug trenches around the tents. Laughed and had so much fun!


Being able to be outside 'after dark' at one camp night. Flashlights in hand we would play hide and seek and eat snacks.

I was not fond of hiking to the bathrooms, but no adventure is without something like that.

When I got home I couldn't wait to tell my mom about what a wonderful time I had!

Do you have a fun sleep over memory? Share it with your blocks!

Enter your email for my notice of each new block release & join my online group to share with everyone!



Block is 12.5" x 12.5"
Finished size 12" x 12"

Cutting Directions

Light fabrics

- Cut 4 strips 2.5" x 4.5"
- Cut 4 squares 2.5" x 2.5"

Medium fabrics

- Cut 6 squares 2.5" x 2.5"

Dark Medium fabrics

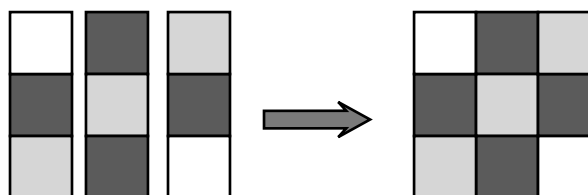
- Cut 10 squares 2.5" x 2.5"

Dark Fabric

- Cut 2 squares 4.5" x 4.5"

Directions

- 1) Using 2 light, 3 medium, 4 Dark medium
Make a 9patch block
Measures 6.5" x 6.5"
Make 2 units



Pat Sloan the voice of quilting™
www.patsloan.com

I hope you enjoy making this quilt. These instructions may not be reproduced by any mechanical or electronic means, including photocopying. Making copies for any purpose other than your own personal use is a violation of copyright laws. ©2022 Pat Sloan & Co. LLC, All rights reserved.

I Love to Make Quilts.com

A site for Passionate Quilters
Hosted by Pat Sloan

(Page - 1)

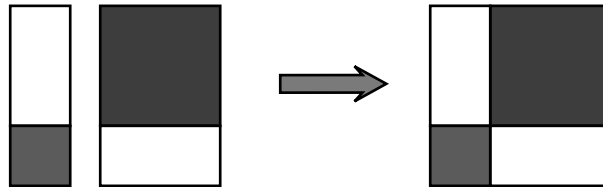
SUMMER CAMP

Directions

2) Following the diagram sew a dark square, a medium dark square and a 2 light strips together.

Make 2

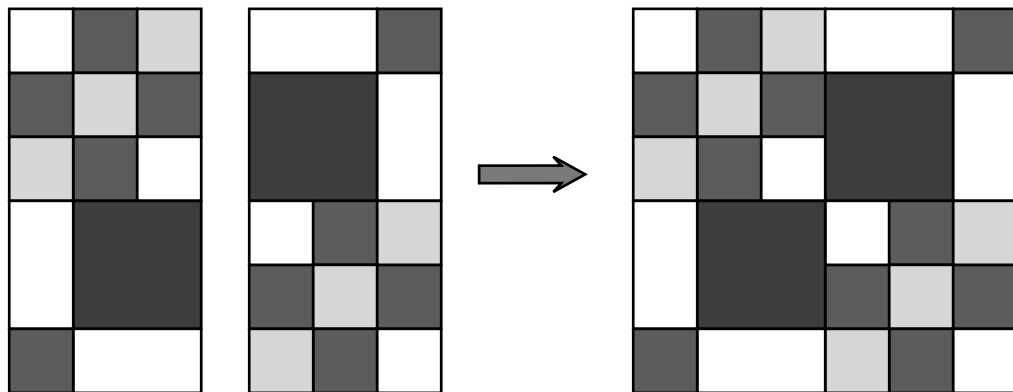
Measures 6.5" x 6.5"



3) Following the diagram, Assemble the block

Make 1

Measures 12.5" x 12.5"



Pat Sloan the voice of quilting™
www.patsloan.com

I hope you enjoy making this quilt. These instructions may not be reproduced by any mechanical or electronic means, including photocopying.

Making copies for any purpose other than your own personal use is a violation of copyright laws. ©2022 Pat Sloan & Co. LLC, All rights reserved.

I Love to Make Quilts.com

A site for Passionate Quilters
Hosted by Pat Sloan

(Page - 2)

SUMMER CAMP

Unfinished / CUTTING Sizes

See directions for more details

2.5" x 2.5"	2.5" x 2.5"	2.5" x 2.5"	2.5" x 4.5"	2.5" x 2.5"
			4.5" x 4.5"	2.5" x 4.5"

Block is 12.5" x 12.5"

IN the Quilt it is finished size 12" x 12"

Pat Sloan the voice of quilting™
www.patsloan.com


I Love to Make Quilts.com

I hope you enjoy making this quilt. These instructions may not be reproduced by any mechanical or electronic means, including photocopying. Making copies for any purpose other than your own personal use is a violation of copyright laws. ©2022 Pat Sloan & Co. LLC, All rights reserved.

A site for Passionate Quilters
Hosted by Pat Sloan

(Page - 3)

SUMMER CAMP



**BONUS PROJECT using
48.5" x 48.5" - 16 Blocks**

Pat Sloan the voice of quilting™
www.patsloan.com


I hope you enjoy making this quilt. These instructions may not be reproduced by any mechanical or electronic means, including photocopying. Making copies for any purpose other than your own personal use is a violation of copyright laws. ©2022 Pat Sloan & Co. LLC, All rights reserved.

I Love to Make Quilts.com

A site for Passionate Quilters
Hosted by Pat Sloan

(Page -4)

SUMMER CAMP



Coloring sheet

Pat Sloan the voice of quilting™
www.patsloan.com

I hope you enjoy making this quilt. These instructions may not be reproduced by any mechanical or electronic means, including photocopying. Making copies for any purpose other than your own personal use is a violation of copyright laws. ©2022 Pat Sloan & Co. LLC, All rights reserved.

I Love to Make Quilts.com

A site for Passionate Quilters
Hosted by Pat Sloan

(Page -5)