

2022 Sweet Dreams

Block 9 – Bundt Cakes

Hosted by Pat Sloan At ilovetomakequilts.com


I think using a bundt cake pan levels up the any cake you put in it. From something basic to a rum and pecan cake (I've not made one of those in years!).

The fun part about a bundt cake is the shape. Super cute and then easy to cut the pieces.

There are loads of recipes and many books on adding to your basic cake for a super yummy bundt cake version.

Share your favorite bundt cake recipe!

Then Visit my Kitchen Adventures group at Facebook, it's all about food!



Block is 9.5" x 9.5"

Finished size 9"x 9"

Cutting & Sewing

Dark Fabric

- Cut 4 strips 2" x 3.5"
- Cut 4 squares 2" x 2"

Medium Fabric -

- Cut 4 strips 2" x 3.5"
- Cut 4 squares 2" x 2"

Light Fabric -

- Cut 1 square 3.5" x 3.5"
- Cut 4 strips 2" x 3.5"

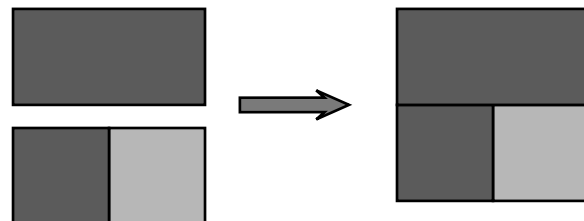
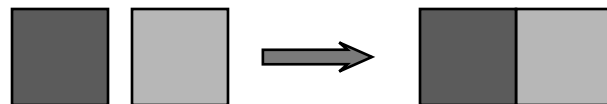
Directions

- 1) Following the diagram, sew a dark 2" Square and a medium 2" square together.

Sew a dark strip to the top

Make 4

Measures 3.5" x 3.5"



Pat Sloan the voice of quilting™
www.patsloan.com

I Love to Make Quilts.com

A site for Passionate Quilters

Hosted by Pat Sloan

I hope you enjoy making this quilt. These instructions may not be reproduced by any mechanical or electronic means, including photocopying.

Making copies for any purpose other than your own personal use is a violation of copyright laws. ©2022 Pat Sloan & Co. LLC, All rights reserved.

(Page - 1)

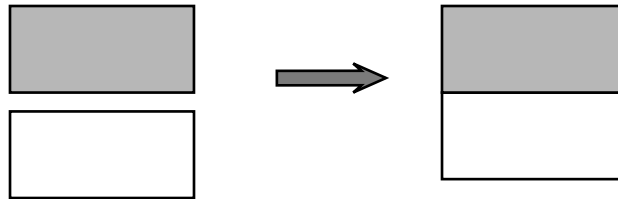
2022 Sweet Dreams

Block Directions

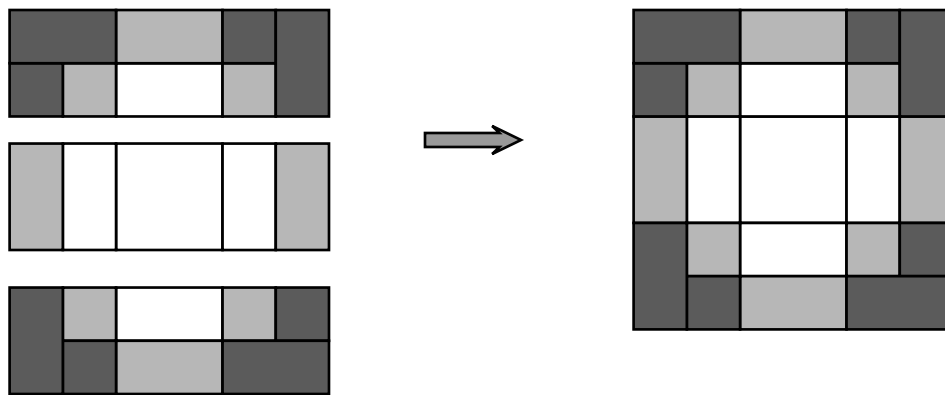
2) Following the diagram sew a medium and light strip together
TIP - if using Directional fabric, watch your placement.

Make 4

Measures 3.5" x 3.5"



3) Following diagram carefully place the blocks noting any directional fabric
Measures 9.5" x 9.5"



Block 9 – Bundt Cakes

Pat Sloan the voice of quilting™
www.patsloan.com

I Love to Make Quilts.com

A site for Passionate Quilters

Hosted by Pat Sloan

(Page - 2)

I hope you enjoy making this quilt. These instructions may not be reproduced by any mechanical or electronic means, including photocopying. Making copies for any purpose other than your own personal use is a violation of copyright laws. ©2022 Pat Sloan & Co. LLC, All rights reserved.

2022 Sweet Dreams

Block 9 – Bundt Cakes

Unfinished Sizes

2" x 3.5"		2" x 3.5"		
2" x 2"	2" x 2"	2" x 3.5"		
2" x 3.5"	2" x 3.5"	3.5" x 3.5"		

Block is 9.5" x 9.5"

IN the Quilt it is finished size 9" x 9"

Pat Sloan the voice of quilting™
www.patsloan.com

I Love to Make Quilts.com

A site for Passionate Quilters

Hosted by Pat Sloan

(Page - 3)

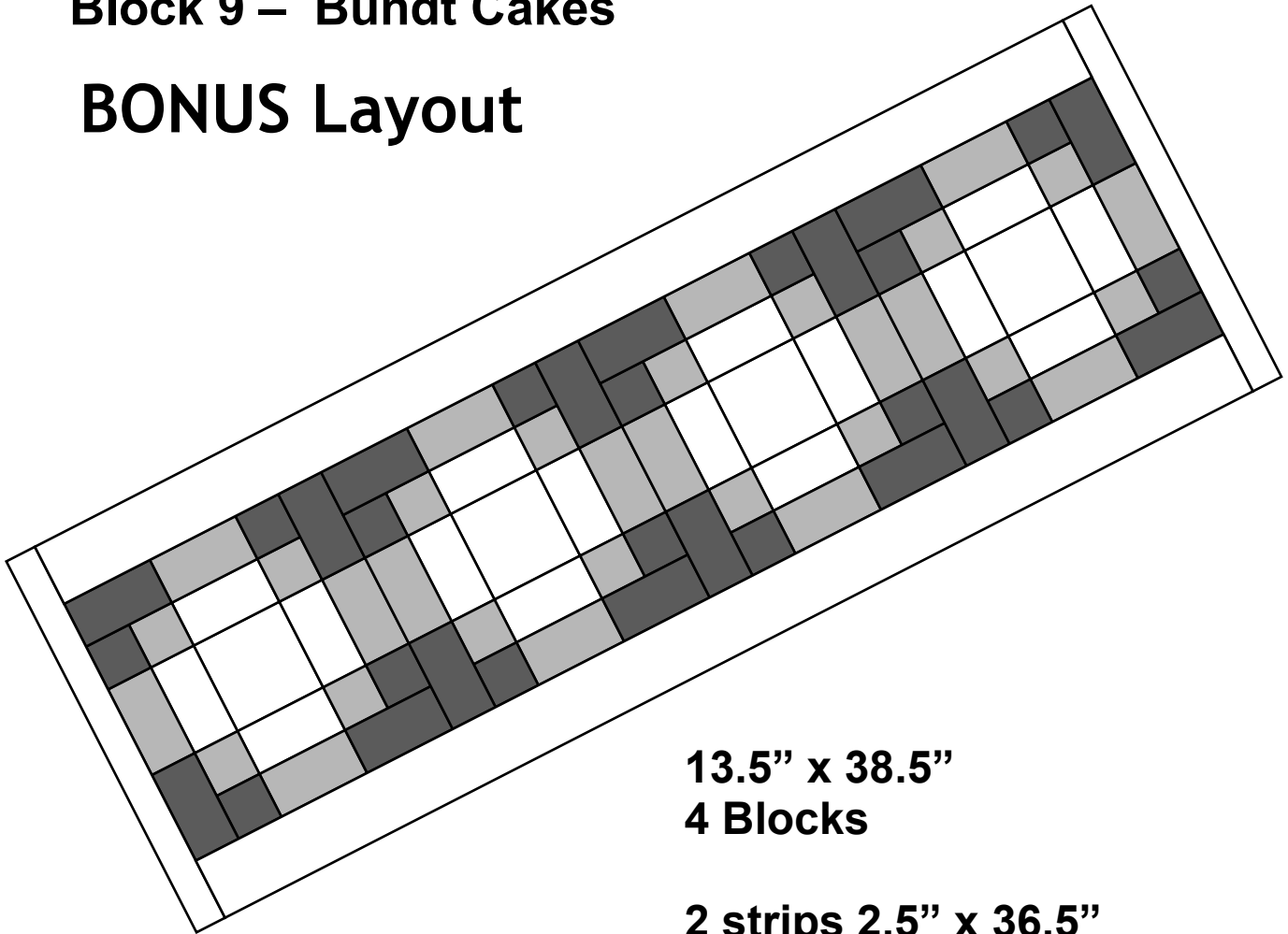
I hope you enjoy making this quilt. These instructions may not be reproduced by any mechanical or electronic means, including photocopying.

Making copies for any purpose other than your own personal use is a violation of copyright laws. ©2022 Pat Sloan & Co. LLC, All rights reserved.

2022 Sweet Dreams

Block 9 – Bundt Cakes

BONUS Layout



13.5" x 38.5"
4 Blocks

2 strips 2.5" x 36.5"
2 strips 1.5" x 13.5"

Pat Sloan the voice of quilting™
www.patsloan.com

I Love to Make Quilts.com

A site for Passionate Quilters
Hosted by Pat Sloan

I hope you enjoy making this quilt. These instructions may not be reproduced by any mechanical or electronic means, including photocopying.

Making copies for any purpose other than your own personal use is a violation of copyright laws. ©2022 Pat Sloan & Co. LLC, All rights reserved.

(Page - 4)