


# Table Topper Bonus Block #3

Hosted by Pat Sloan At [ilovetomakequilts.com](http://ilovetomakequilts.com)



**Block is 8.5" x 8.5"**

IN the Quilt it is finished size 8" x 8"

Watch my video, Enter your email for my notices & join my online group to share with everyone!

## Cutting Directions

### Light fabric

- Cut 4 squares 2.5" x 2.5"
- Cut 2 strips 2.5" x 4.5"

### Medium fabric

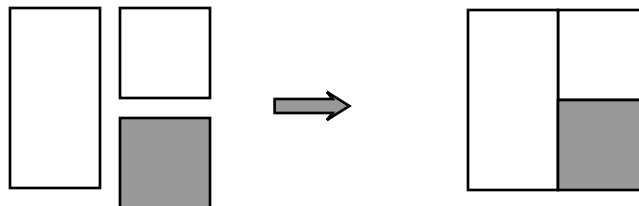
- Cut 6 squares 2.5" x 2.5"

### Dark fabric

- Cut 2 squares 2.5" x 2.5"

## Directions

- 1) Following the diagram, sew a light 2.5" x 4.5" fabric. Light 2.5" x 2.5" square, and a medium square together Measures 4.5" x 4.5" Make 2 units



*Pat Sloan* the voice of quilting™  
[www.patsloan.com](http://www.patsloan.com)

I hope you enjoy making this quilt. These instructions may not be reproduced by any mechanical or electronic means, including photocopying. Making copies for any purpose other than your own personal use is a violation of copyright laws. ©2022 Pat Sloan & Co. LLC, All rights reserved.

*I Love to Make Quilts.com*

A site for Passionate Quilters  
Hosted by Pat Sloan

**(Page - 1)**

# Table Topper Bonus Block #3

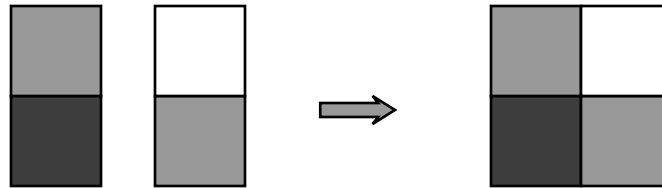
## Directions

2) Following the diagram, sew a light 2.5" x 2.5" square, dark 2.5" x 2.5" square, and 2 medium 2.5" x 2.5" squares together

Measures

4.5" x 4.5"

Make 2 units

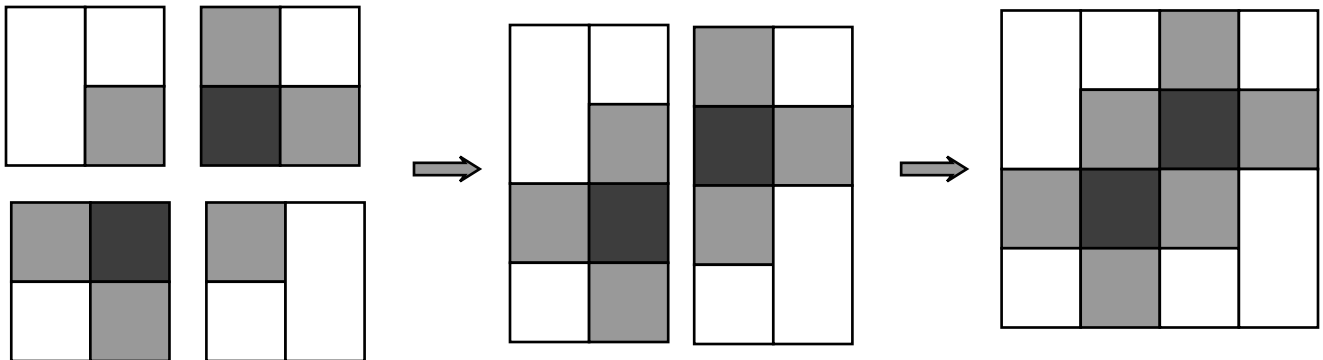


3) Following the diagram sew the 4 blocks from step #1 and #2 together

Measures

8.5" x 8.5"

Make 1



*Pat Sloan* the voice of quilting™  
www.patsloan.com

I hope you enjoy making this quilt. These instructions may not be reproduced by any mechanical or electronic means, including photocopying.

Making copies for any purpose other than your own personal use is a violation of copyright laws. ©2022 Pat Sloan & Co. LLC, All rights reserved.

*I Love to Make Quilts.com*

A site for Passionate Quilters  
Hosted by Pat Sloan

(Page - 2)

# Table Topper Bonus Block #3

## Unfinished / CUTTING Sizes

See directions for more details

2.5" x 4.5"	2.5" x 2.5"		
	2.5" x 2.5"	2.5" x 2.5"	
			2.5" x 4.5"

**Block is 8.5" x 8.5"**

IN the Quilt it is finished size 8" x 8"

*Pat Sloan* the voice of quilting™  
www.patsloan.com

I hope you enjoy making this quilt. These instructions may not be reproduced by any mechanical or electronic means, including photocopying.

Making copies for any purpose other than your own personal use is a violation of copyright laws. ©2022 Pat Sloan & Co. LLC, All rights reserved.

*I Love to Make Quilts.com*

A site for Passionate Quilters  
Hosted by Pat Sloan

**(Page - 3)**