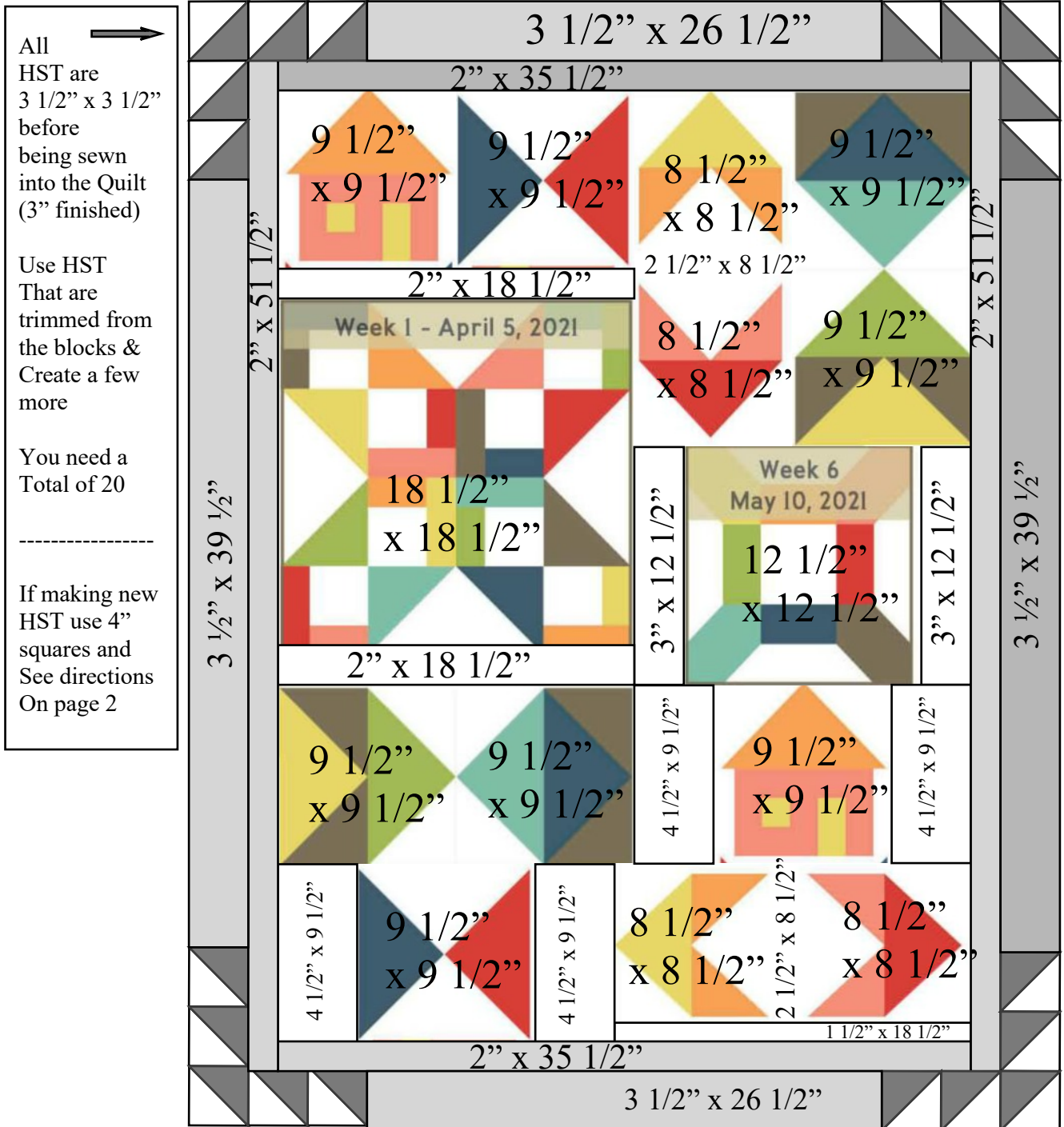


JOLLY BAR 3 ALTERNATE LAYOUT

Hosted by Pat Sloan At lovetomakequilts.com



Size 44.5" x 57.5"

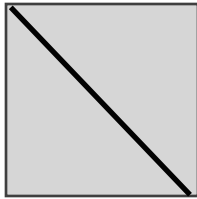
I hope you enjoy making this quilt. These instructions may not be reproduced by any mechanical or electronic means, including photocopying. Making copies for any purpose other than your own personal use is a violation of copyright laws. ©2021 Pat Sloan & Co. LLC, All rights reserved.

Pat Sloan the voice of quilting™
www.patsloan.com

(Page - 1)

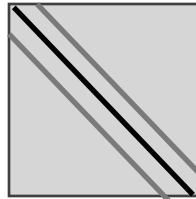
Half Square Triangles Tutorial

**NOTE- For other ways to make HST units, see my book
"Pat Sloan's Teach Me to Sew Triangles"**



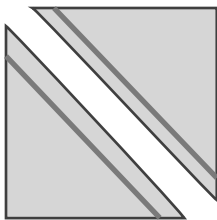
Step 1

- Draw a line on the back
of all the lighter 4" square
Make 10



Step 2

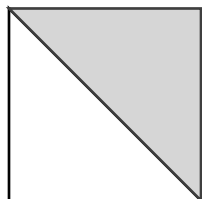
- Layer the 2 squares
- Sew a 1/4" seam on both
Sides of the drawn line



Step 3

Cut on the drawn
Line for 2 HST

Step 4



-Trim squares to 3.5" x 3.5"
using a square ruler with
a diagonal line placed on the
Seam.

Make 20 HST units

See my Book

"Pat Sloan's Teach Me to Sew Triangles"

**For Step by Step photos and methods to
make more at one time**