



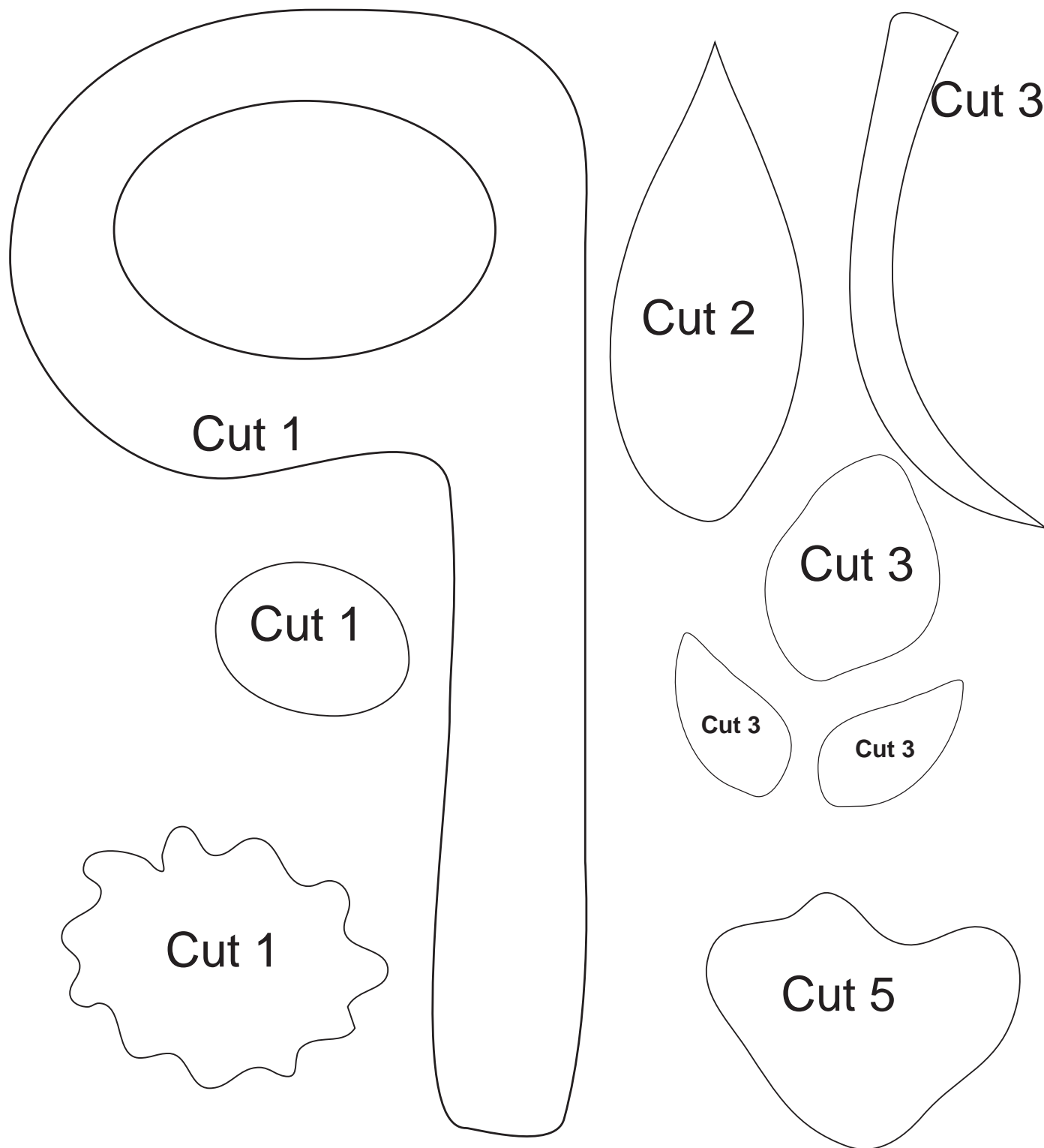
The Letter (P) with Pat Sloan!

by Pat Sloan
website - <http://www.PatSloan.com>
Blog - <http://blog.patsloan.com>
Quilt Forum - <http://www.quiltmashup.com>
Facebook - <http://www.facebook.com/PatSloanQuiltFun>

©2014 Pat Sloan & Co. All rights reserved.
This page may only be copied and distributed in whole and must include this notice.

Page 1





The Letter (P) with Pat Sloan!

by Pat Sloan


website - <http://www.PatSloan.com>

Blog - <http://blog.patsloan.com>

Quilt Forum - <http://www.quiltmashup.com>

Facebook - <http://www.facebook.com/PatSloanQuiltFun>


©2014 Pat Sloan & Co. All rights reserved.
This page may only be copied and distributed in whole and must include this notice.



Cut Background
8.5" x 10.5"

Cut 2 borders
2.5" x 10.5" for
sides

Cut 2 borders
2.5" x 12.5" for
top and bottom



The Letter (P) with Pat Sloan!

by Pat Sloan

website - <http://www.PatSloan.com>

Blog - <http://blog.patsloan.com>

Quilt Forum - <http://www.quiltmashup.com>

Facebook - <http://www.facebook.com/PatSloanQuiltFun>

©2014 Pat Sloan & Co. All rights reserved.
This page may only be copied and distributed in whole and must include this notice.