

March Block a Day - Cheerful!

Hosted by Pat Sloan At Ilovetomakequilts.com

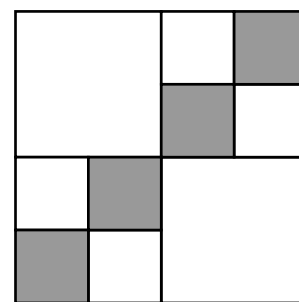
In March 2020 I decided that with the pandemic arriving we should do a simple 'block a day' to get us through March, that was called 'Hope'

In 2021 we did the Rainbow quilt and in 2022 we did Stringbean.

This year we will be Cheerful as winter should be over by the end of March! (Or big heat on the other side of the world).

We make the same block each day. Make it scrappy or not, but do make it!

Watch my video, share your blocks at my Facebook group [Quilt along with Pat Sloan!](#)



Block is 8.5" x 8.5"
Finished size 8" x 8"

Cutting Directions

Light fabrics - a variety

- Cut 2 squares 4.5" x 4.5"
- Cut 4 squares 2.5" x 2.5"

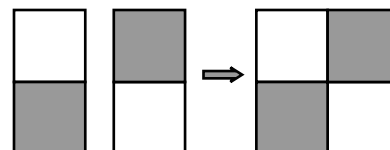
Medium fabric - 1 yard if using the same fabric for each block

- Cut 4 squares 2.5" x 2.5"

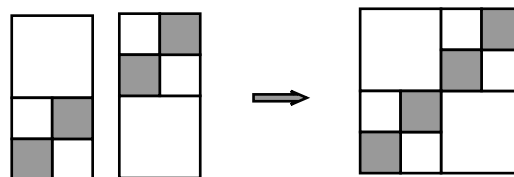
Directions

- 1) Using the light 2.5" squares and dark 2.5" squares Sew a 4patch

Measure 4.5" x 4.5"
Make 2 units



- 2) Following the diagram, Assemble the block using units from the step above.
Make 1
Measures 8.5" x 8.5"



Pat Sloan the voice of quilting™
www.patsloan.com

I hope you enjoy making this quilt. These instructions may not be reproduced by any mechanical or electronic means, including photocopying. Making copies for any purpose other than your own personal use is a violation of copyright laws. ©2023 Pat Sloan & Co. LLC, All rights reserved.

I Love to Make Quilts.com
A site for Passionate Quilters
Hosted by Pat Sloan

(Page - 1)

March Block a Day - Cheerful!

Unfinished / CUTTING Sizes

See directions for more details

4.5" x 4.5"	2.5" x 2.5"	2.5" x 2.5"
	2.5" x 2.5"	2.5" x 2.5"

Block is 8.5" x 8.5"

IN the Quilt it is finished size 8" x 8"

Pat Sloan the voice of quilting™
www.patsloan.com

I hope you enjoy making this quilt. These instructions may not be reproduced by any mechanical or electronic means, including photocopying.


Making copies for any purpose other than your own personal use is a violation of copyright laws. ©2023 Pat Sloan & Co. LLC, All rights reserved.

I Love to Make Quilts.com

A site for Passionate Quilters
Hosted by Pat Sloan

(Page - 2)

March Block a Day - Cheerful!



48.5" x 48.5" - 36 Blocks


Pat Sloan the voice of quilting™
www.patsloan.com

I hope you enjoy making this quilt. These instructions may not be reproduced by any mechanical or electronic means, including photocopying. Making copies for any purpose other than your own personal use is a violation of copyright laws. ©2023 Pat Sloan & Co. LLC, All rights reserved.

I Love to Make Quilts.com
A site for Passionate Quilters
Hosted by Pat Sloan
(Page - 3)

March Block a Day - Cheerful!

BONUS Coloring Page



Pat Sloan the voice of quilting™
www.patsloan.com

I hope you enjoy making this quilt. These instructions may not be reproduced by any mechanical or electronic means, including photocopying.

Making copies for any purpose other than your own personal use is a violation of copyright laws. ©2023 Pat Sloan & Co. LLC, All rights reserved.

I Love to Make Quilts.com

A site for Passionate Quilters
Hosted by Pat Sloan

(Page - 4)