

# 2022 March Block a Day

## String Beans!

Hosted by Pat Sloan At [Ilovetomakequilts.com](http://Ilovetomakequilts.com)

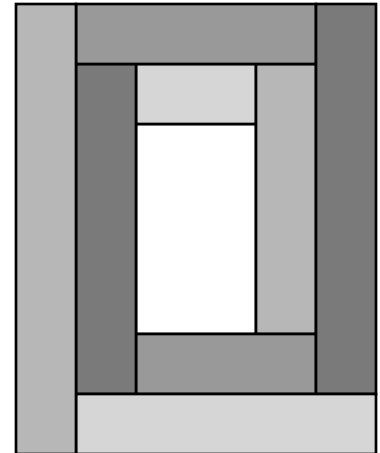
Welcome to my March "Block a Day" quilt along!

For this I encourage you to use something you have already. a Fat Quarter bundle, scraps, left over jelly roll strips, or a new jelly roll with added fabric for the center

On the following pages is how to sew the block and several layout options

Let's get to it!

Enter your email for my notice of each new block release & join my online group to share with everyone!



**Block is 12.5" x 15.5"**  
Finished size 12"x 15"

## Cutting

### Center Fabric

- Cut 1 rectangle 4.5" x 7.5"

Total of 25 or 30 needed depending  
On the layout you select to make

### Strips using a variety of fabric

- Cut 1 strip 2.5" x 4.5"
- Cut 1 strip 2.5" x 6.5"
- Cut 1 strip 2.5" x 8.5"
- Cut 1 strip 2.5" x 9.5"
- Cut 1 strip 2.5" x 10.5"
- Cut 1 strip 2.5" x 11.5"
- Cut 1 strip 2.5" x 13.5"
- Cut 1 strip 2.5" x 15.5"

Total of 25 or 30 OF EACH SIZE  
needed depending on the layout you select to make



*Pat Sloan* the voice of quilting™  
[www.patsloan.com](http://www.patsloan.com)

I hope you enjoy making this quilt. These instructions may not be reproduced by any mechanical or electronic means, including photocopying. Making copies for any purpose other than your own personal use is a violation of copyright laws. ©2022 Pat Sloan & Co. LLC, All rights reserved.

*I Love to Make Quilts.com*

A site for Passionate Quilters  
Hosted by Pat Sloan

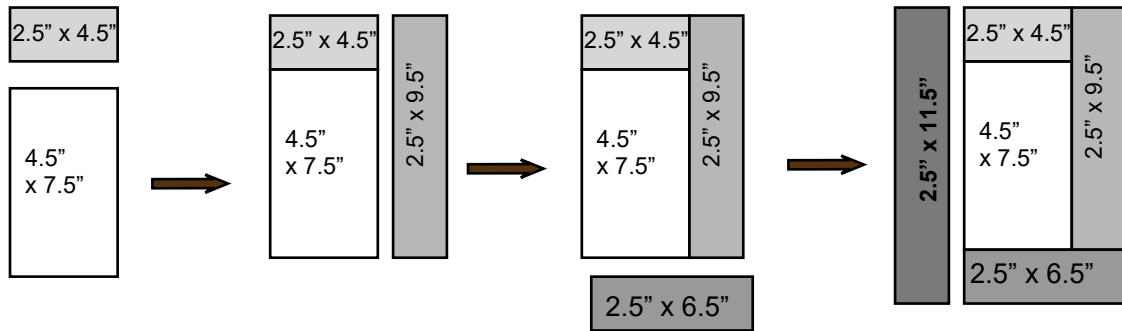
(Page - 1)

# 2022 March Block a Day

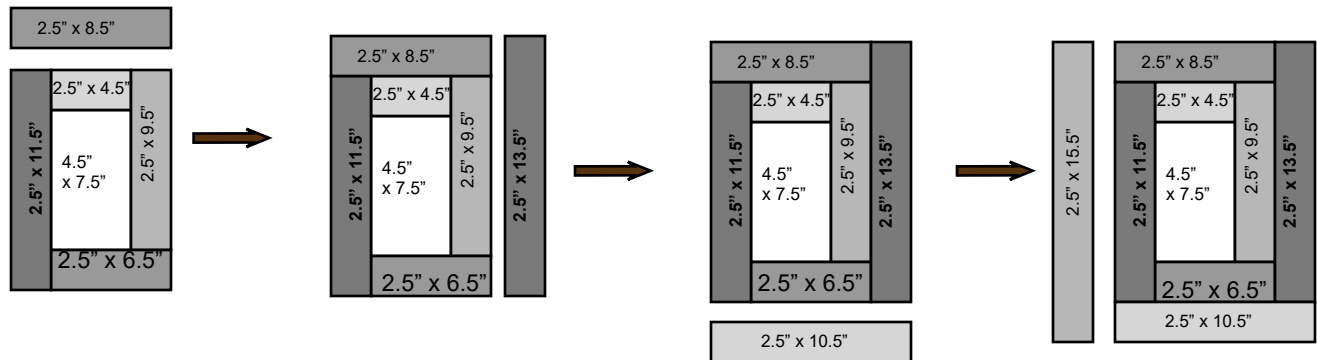
## String Beans!

### Directions

- 1 - Following the diagrams, sew strips around the center rectangle  
Make 30 or 25 depending on the layout you are making  
Measures 8.5" x 11.5"



- 2 - Following the diagrams, sew strips around the unit from above  
Make 30 or 25 depending on the layout you are making  
Measures 12.5" x 15.5"



*Pat Sloan* the voice of quilting™  
www.patsloan.com

*I Love to Make Quilts.com*

A site for Passionate Quilters  
Hosted by Pat Sloan

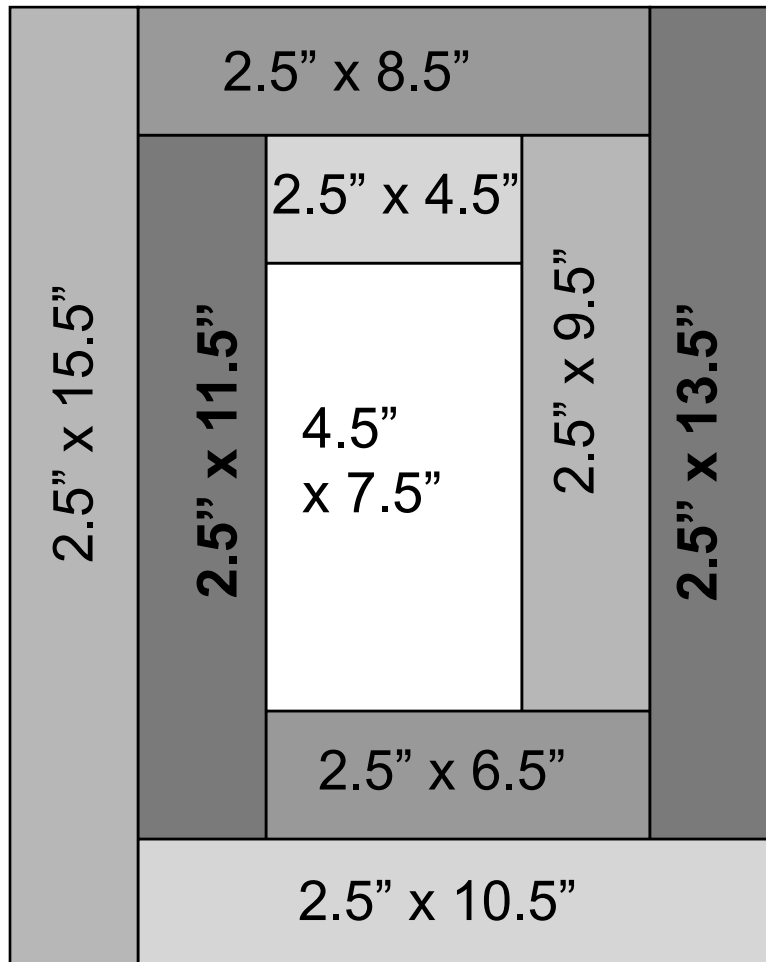
(Page - 2)

I hope you enjoy making this quilt. These instructions may not be reproduced by any mechanical or electronic means, including photocopying. Making copies for any purpose other than your own personal use is a violation of copyright laws. ©2022 Pat Sloan & Co. LLC, All rights reserved.

# 2022 March Block a Day

## String Beans!

### Cutting Sizes



**Block is 12.5" x 15.5"**

IN the Quilt it is finished size 12" x 15"

*Pat Sloan* the voice of quilting™  
www.patsloan.com

*I Love to Make Quilts.com*

A site for Passionate Quilters

Hosted by Pat Sloan


(Page - 3)

I hope you enjoy making this quilt. These instructions may not be reproduced by any mechanical or electronic means, including photocopying.

Making copies for any purpose other than your own personal use is a violation of copyright laws. ©2022 Pat Sloan & Co. LLC, All rights reserved.


# 2022 March Block a Day

## String Beans!



**60.5" x 90.5"**  
**5 x 6 setting**

**30 blocks**



**72.5" x 75.5"**  
**6 x 5 setting**

**30 blocks**

*Pat Sloan* the voice of quilting™  
www.patsloan.com

*I Love to Make Quilts.com*


A site for Passionate Quilters  
Hosted by Pat Sloan

**(Page - 4)**

I hope you enjoy making this quilt. These instructions may not be reproduced by any mechanical or electronic means, including photocopying. Making copies for any purpose other than your own personal use is a violation of copyright laws. ©2022 Pat Sloan & Co. LLC, All rights reserved.

# 2022 March Block a Day


## String Beans!



**60.5" x 75.5"**

**5 x 5 setting**

**25 blocks**



**70.5" x 85.5"**

**5 x 5 setting**

**25 blocks**

**Cut 2 side borders 5.5" x 75.5"**

**Cut 2 top & bottom borders**

**5.5" x 70.5**

**Uses 2 1/4" yd border**

**Fabric cut on length**

*Pat Sloan* the voice of quilting™  
www.patsloan.com

I hope you enjoy making this quilt. These instructions may not be reproduced by any mechanical or electronic means, including photocopying.

Making copies for any purpose other than your own personal use is a violation of copyright laws. ©2022 Pat Sloan & Co. LLC, All rights reserved.

*I Love to Make Quilts.com*


A site for Passionate Quilters

Hosted by Pat Sloan

**(Page -5)**

# 2022 March Block a Day

## String Beans!



**70.5" x 86.5"**  
**5 x 5 setting**  
**With a border**  
**25 blocks**

**Inner border**

=====

**-Cut side inner borders**  
**1.5" x 75.5"**

**-Cut top & bottom inner**  
**Border**  
**2" x 62.5"**

**Piano Key outer border**

=====

**-Cut 148 units 2.5" x 4.5"**

**Sew 39 units together for**  
**the side Borders**  
**Make 2**

**Sew 35 units together for**  
**the top and**  
**Bottom Borders - make 2**

*Pat Sloan* the voice of quilting™  
[www.patsloan.com](http://www.patsloan.com)

*I Love to Make Quilts.com*

A site for Passionate Quilters  
 Hosted by Pat Sloan

I hope you enjoy making this quilt. These instructions may not be reproduced by any mechanical or electronic means, including photocopying. Making copies for any purpose other than your own personal use is a violation of copyright laws. ©2022 Pat Sloan & Co. LLC, All rights reserved.

**(Page -6)**