

Block 23

Pat Sloan

Supplies & Cutting

Dark: (9" x 11")

2-2³/₈" x 11" strips

cut 2 strips into 8-2³/₈" x 2³/₈" squares

cut the 8-2³/₈" squares once on the diagonal to make 16 triangles

1-1¹/₂" x 11" strip

Medium: (9" x 11")

2-1¹/₂" x 11" strips

Light: (9" x 22")

1-3¹/₂" x 22" strip

cut the one strip into 1-3¹/₂" x 3¹/₂" square

8-2" x 2" squares

1-2³/₈" x 22" strip

cut the one strip into 8-2³/₈" x 2³/₈" squares


cut the 8-2³/₈" squares once on the diagonal to make 16 triangles

Use a 1/4" seam allowance.

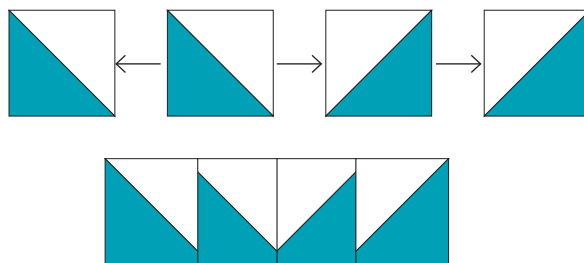
Press in the direction of the arrows.

Quilt Construction

- (A) Sew 1-2³/₈" Light and 1-2³/₈" Dark triangle together. Press towards the Dark triangle. Make 16 half square triangles

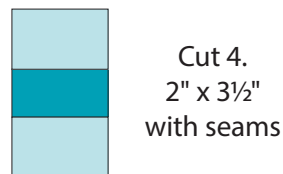


- (B) Join 4 of the 2" half square triangles as shown. Make 4.

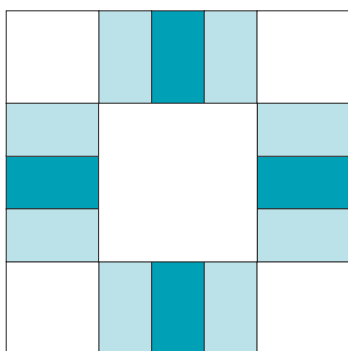
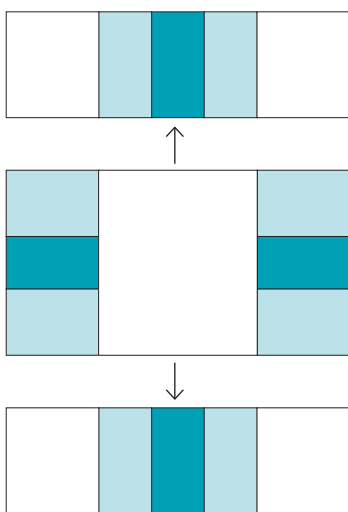
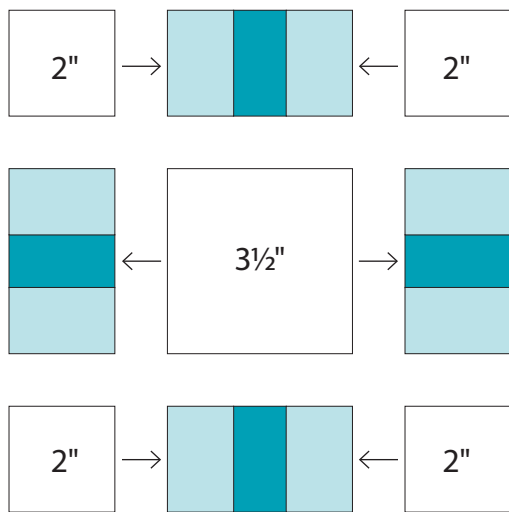


Make 4.
2" x 6¹/₂" with seams

- Sew 1-1¹/₂" x 11" Dark and 2-1¹/₂" x 11" Medium strips together as shown. Cut into 4-2" wide units.

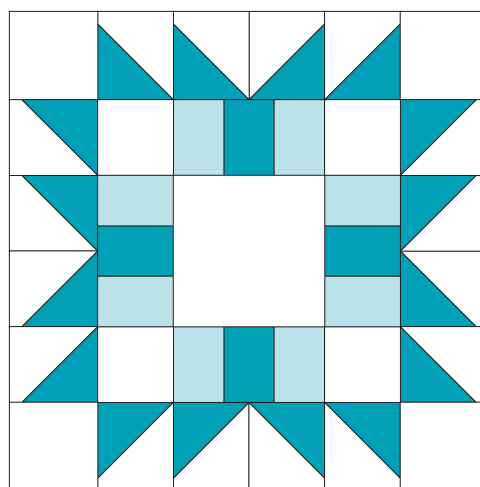
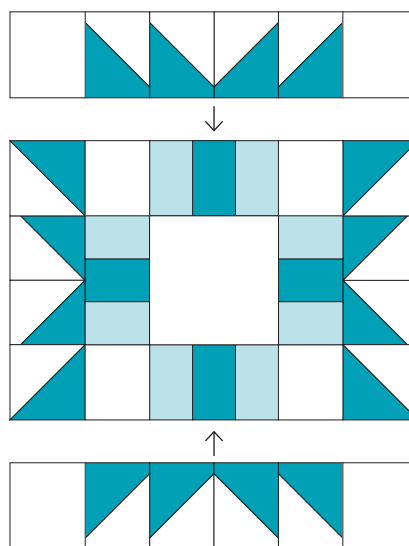
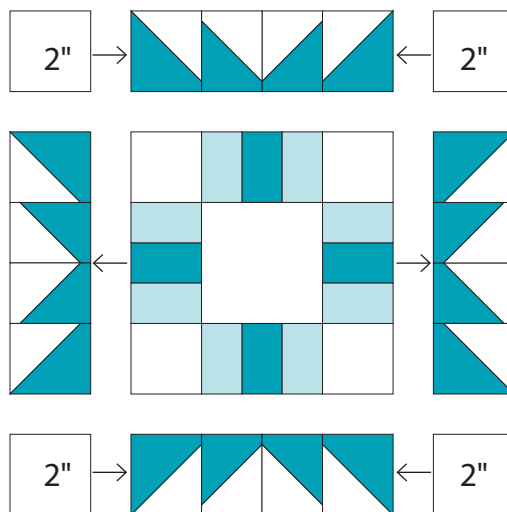


3 Combine 1-3½" x 3½", 4-2" x 2" Light squares, and the previous units to make the block center.



Make 1.
6½" x 6½" with seams

4 Assembly: Sew the block parts into rows as shown. Press in the direction of the arrows. Combine the rows.



9½" x 9½" with seams