



## Pat Sloan Free Mystery BOM Block #7 Festivals

# ‘OUT WEST!’

I hope you enjoy making this quilt. These instructions may not be reproduced by any mechanical or electronic means, including photocopying. Making copies for any purpose other than your own personal use is a violation of copyright laws. ©2020 Pat Sloan & Co. LLC, All rights reserved.

*Pat Sloan* the voice of quilting™  
www.patsloan.com

(1)

# 'OUT WEST!'

## Cutting Directions




**10** Maize

- Cut 6 squares 4" x 4"



**12** Buenos Aires- light

- Cut 6 squares 4" x 4"



**15** Navy

- Cut 4 squares 4" x 4"

## Block 7


I hope you enjoy making this quilt. These instructions may not be reproduced by any mechanical or electronic means, including photocopying. Making copies for any purpose other than your own personal use is a violation of copyright laws. ©2020 Pat Sloan & Co. LLC, All rights reserved.

# 'OUT WEST!'

## Directions

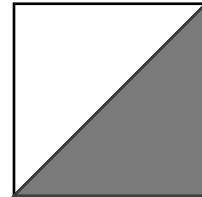
1) Using 2 of the 4" maize and 4" navy fabric squares make HSTs using method on the last page trim to 3.5" square

Make 4 units



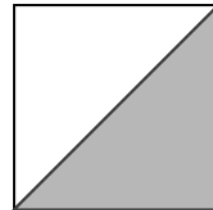
2) Using 2 of the 4" light and 4" navy fabric square, make HSTs using method on my separate HST PDF

trim to 3.5" square  
Make 4



3) Using 4 of the 4" light and 4" maize fabric square, make HSTs using method on my separate HST PDF

trim to 3.5" square  
Make 8



## Block 7

I hope you enjoy making this quilt. These instructions may not be reproduced by any mechanical or electronic means, including photocopying. Making copies for any purpose other than your own personal use is a violation of copyright laws. ©2020 Pat Sloan & Co. LLC, All rights reserved.

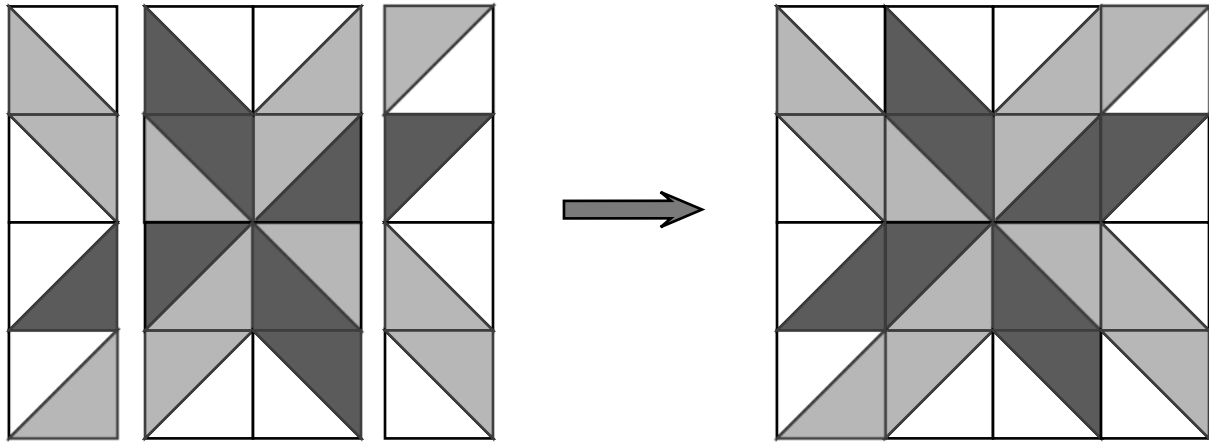
*Pat Sloan* the voice of quilting™  
www.patsloan.com

# 'OUT WEST!'

4) Following the diagram and color placement, sew the block.

Make 1

Measures 12.5" x 12.5"



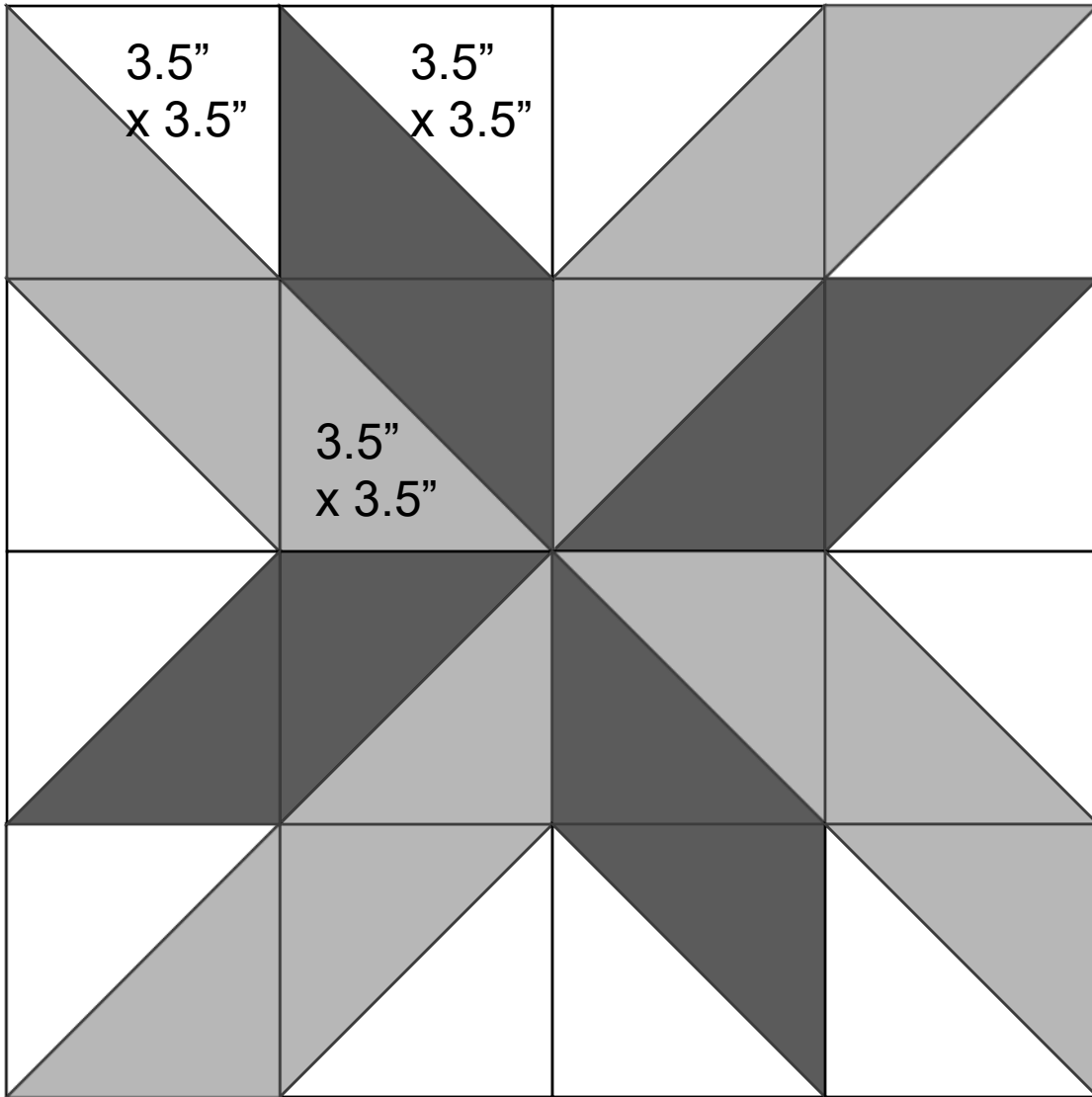
## Block 7

I hope you enjoy making this quilt. These instructions may not be reproduced by any mechanical or electronic means, including photocopying.

Making copies for any purpose other than your own personal use is a violation of copyright laws. ©2020 Pat Sloan & Co. LLC, All rights reserved.

*Pat Sloan* the voice of quilting™  
www.patsloan.com

# 'OUT WEST!'



Trim Block to 12.5" x 12.5"  
Finished Size 12" in the quilt

## Block 7

I hope you enjoy making this quilt. These instructions may not be reproduced by any mechanical or electronic means, including photocopying. Making copies for any purpose other than your own personal use is a violation of copyright laws. ©2020 Pat Sloan & Co. LLC, All rights reserved.

*Pat Sloan* the voice of quilting™  
www.patsloan.com

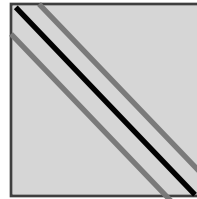
## Half Square Triangles Tutorial

**NOTE- For other ways to make HST units, see my book  
"Pat Sloan's Teach Me to Sew Triangles"**



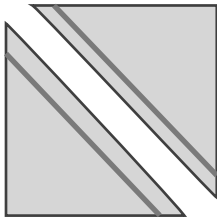
**Step 1**

- first Draw a line on the back  
of all the lighter squares



**Step 2**

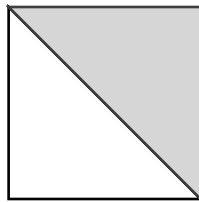
- Layer the 2 squares  
- Sew a 1/4" seam on both  
Sides of the drawn line



**Step 3**

Cut on the drawn  
Line for 2 HST

**Step 4**



**Trim to size in the directions**

**See my Book  
"Pat Sloan's Teach Me to Sew Triangles"  
For Step by Step photos and methods to  
make more at one time**

## Block 7

I hope you enjoy making this quilt. These instructions may not be reproduced by any mechanical or electronic means, including photocopying.

Making copies for any purpose other than your own personal use is a violation of copyright laws. ©2020 Pat Sloan & Co. LLC, All rights reserved.